



Rice industry and trade News



RiceNews

**Year 14°- n. 157
December 2024
Editor in chief
Dr. Roberto Magnaghi**



News

The supply of Long A milled rice the Italian poor people will involve almost 6,400 tonnes of product *(Source: Ente Nazionale Risi note)*

AGEA has published the invitation to tender for the supply of long A milled rice to the Italian poor people. As usual, the supply was divided into 3 lots and a total of 6,368.55 tonnes of product was awarded.

[Link to the award decision](#)

Mercosur: France seeks to mobilise blocking minority against trade deal

(Source: en.euronews.com)

As negotiators on all sides of the Mercosur agreement enter a new round of talks this week ahead of a meeting in Uruguay on 5 and 6 December at which they hope to close the deal, France is stepping up its attempts to rally support from Italy, Austria, Poland and the Netherlands to nip the agreement in the bud.

In 2020, the lower house of the Dutch parliament voted against the Mercosur agreement. Dutch Trade Minister Reinette Klaver reiterated her concerns during last week's meeting of trade ministers in Brussels. 'The lower house is very critical of the agreement and certainly of the agricultural part,' she declared to reporters.

Food Safety

Rapid Alert System

- A border rejection was sent by Netherlands concerning Bromoxynil (0.021 mg/kg - ppm) in rice from India.
- A border rejection was sent by Spain concerning Aflatoxin B1 ($2.7 \pm 24.2\%$ µg/kg - ppb) in rice from Pakistan.
- A border rejection was sent by Netherlands concerning Aflatoxin B1 (17 µg/kg - ppb) e Aflatoxin Total (19 µg/kg - ppb) in rice from Pakistan.
- A border rejection was sent by Cyprus concerning Aflatoxin B1 ($4.9 (\pm 0.8)$ µg/kg - ppb) in Basmati rice from Pakistan.
- A border rejection was sent by Netherlands concerning Ochratoxin (16 ± 6 µg/kg - ppb) in Basmati rice from India.
- A border rejection was sent by Netherlands concerning Ochratoxin (11 µg/kg - ppb) in Pusa Basmati brown rice from India.
- A border rejection was sent by Netherlands concerning GMO in rice noodle from China.
- A border rejection was sent by Ireland concerning Triclazole (0.028 mg/kg - ppm) in rice from India.
- A border rejection was sent by Italy concerning Chlorpyrifos (0.025 ± 0.013 mg/kg) in rice from India.
- A border rejection was sent by Netherlands concerning Thiamethoxam (0.023 mg/kg - ppm), Imidacloprid (0.022 mg/kg - ppm) and Acetamiprid (0.056 mg/kg - ppm) in rice from Pakistan.



Italian market

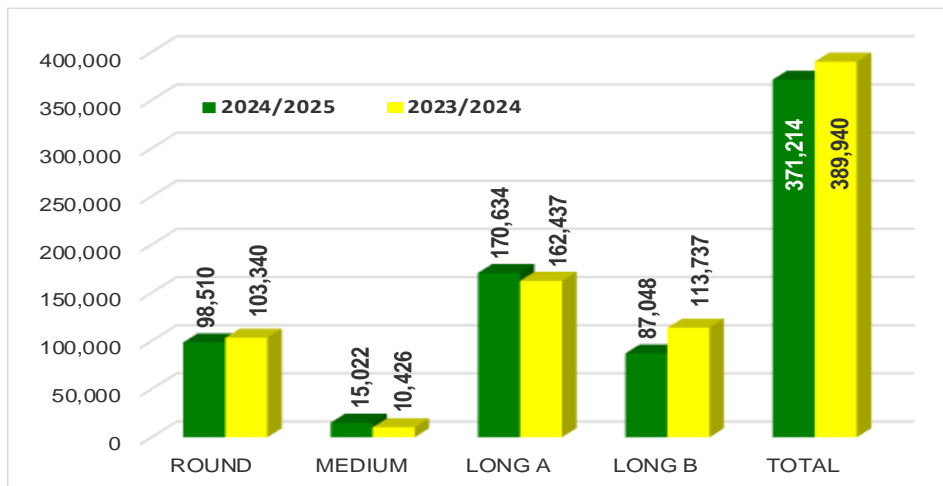
Campaign 2024/2025

From September 1st to November 26, 2024



Paddy rice transfers

(in tonnes)

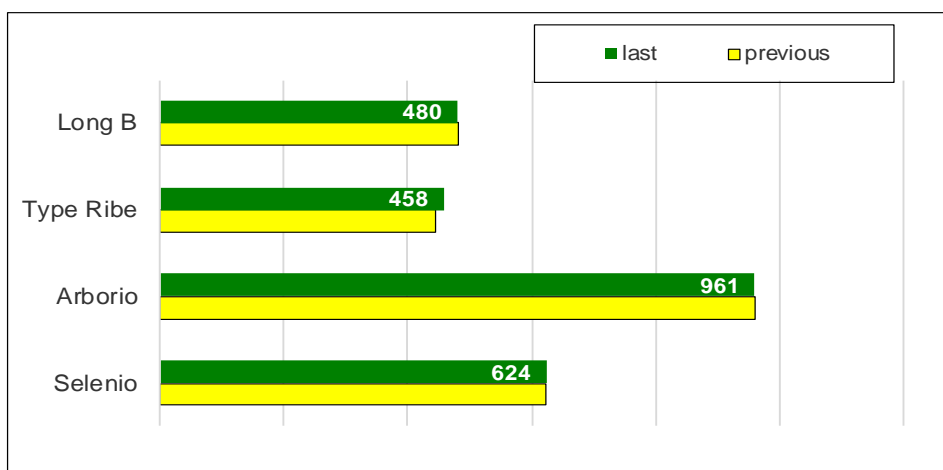


Paddy rice transfers this week involved 32,959 tonnes, broken down as follows: 14,279 tonnes of “long A”, 10,195 tonnes of “round”, 6,957 tonnes of “long B” and 1,528 tonnes of “medium”.

Since the beginning of the campaign, 371,214 tonnes have been transferred, down 18,726 tonnes (-5%) from a year ago.

“Round” and “long B” paddy rice decreased by 5% and 23% respectively, while “medium” and “long A” paddy rice showed increases of 44% and 5%.

Paddy prices Vercelli (€/t)



On the Vercelli Commodity Exchange there is an increase of €12 for the Ribe type.

The other reference quotations remain unchanged.

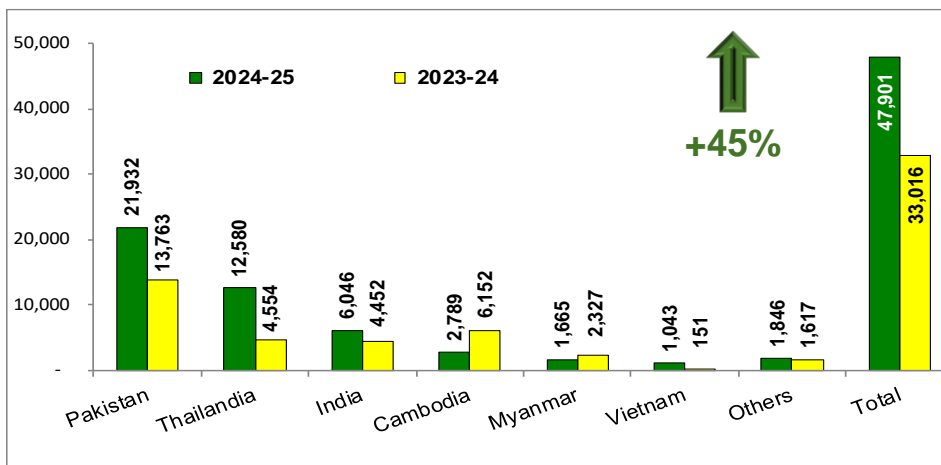
(*) weighted average of the maximum quotations for the varieties Diva PV, CL007, Dardo/Ronaldo and Leonardo



Import: husked + milled

tonnes in milled rice equivalent

(Source: MAECI Agrim Licences)



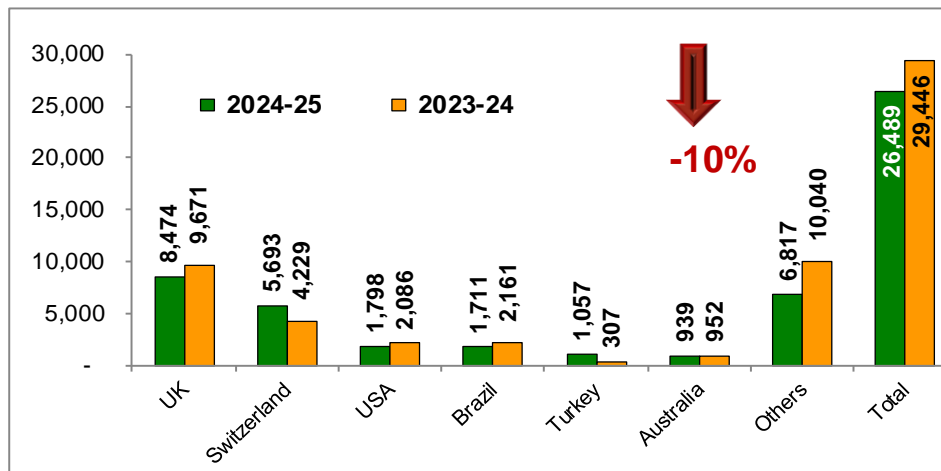
Imports of husked rice and semi-milled/milled rice stand at 47,901 tonnes, in milled equivalent, an increase of 14,885 tonnes (+45%) compared to the previous marketing year.

Imports of semi-milled/milled rice - at 34,571 tonnes, of which 11,421 tonnes of parboiled - account for 72% of the total volume imported. Imports of husked rice, in milled equivalent, amounted to 13,330 tonnes, of which 11,390 tonnes were Basmati rice. Compared to a year ago, imports of Basmati rice from Pakistan, at 10,275 tonnes, show an increase of 6,342 tonnes (+161%), those of Indian origin, at 1,115 tonnes, show an increase of 682 tonnes (+157%).

Export: husked + milled

tonnes in milled rice equivalent

(Source: ENTE RISI Declaration)



Total exports decreased by 2,957 tonnes (-10%), from 29,446 tonnes a year ago to 26,489 tonnes today. Exports to the main partner countries are down, with the exception of Switzerland and Turkey for which there is an increase of 1,464 tonnes (+35%) and 750 tonnes (+244%) respectively.



European Union market

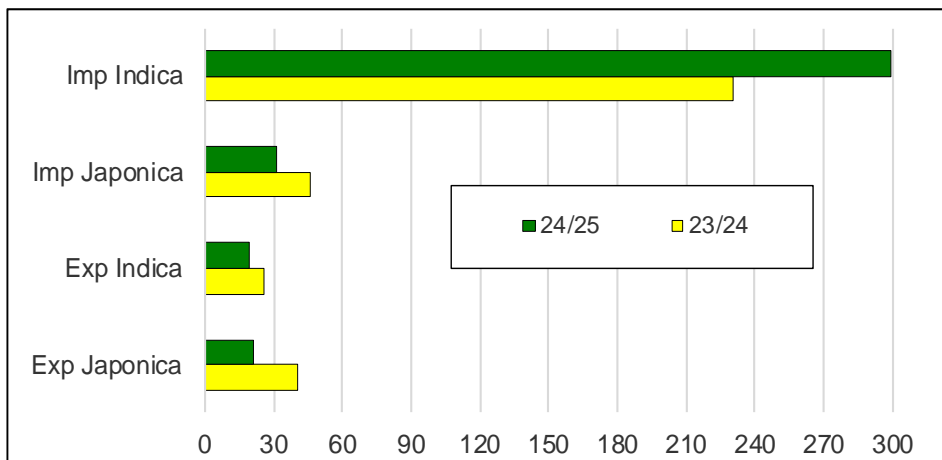
Campaign 2024/2025

From September 1st to November 24, 2024



Import Export EU

(^{'000 tonnes milled rice equivalent})



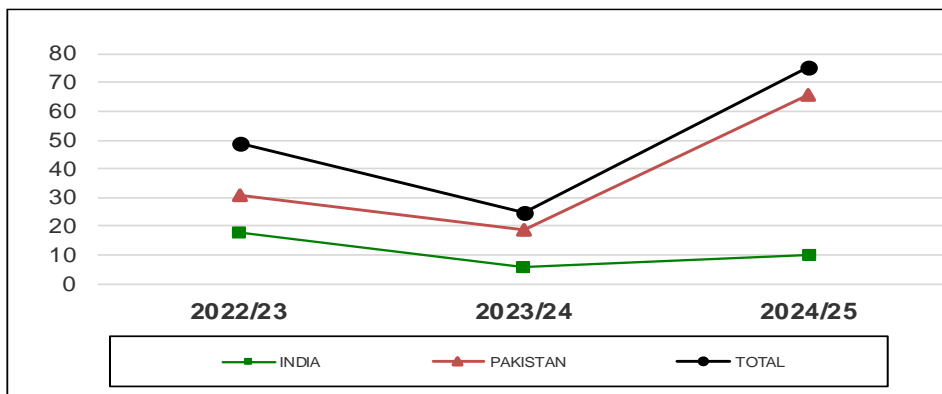
Imports into the EU stood at over 329,700 tonnes, in milled equivalent, an increase of about 53,800 tonnes (+20%) compared to a year ago.

Imports from Cambodia, at around 47,300 tonnes, of which almost 44,500 tonnes are Indica rice, are down by about 12,400 tonnes (-21%), while imports from Myanmar, at over 37,700 tonnes, of which almost 32,900 tonnes are Indica, are up by about 4,900 tonnes (+15%). Total imports from the two countries, at just over 85,000 tonnes, represent 39% of the total volume imported within the EU for this stage of processing and are down by about 7,400 tonnes (-8%) compared to a year ago.

Awaiting complete data, at the moment, exports, about 39,600 tonnes, show a drop of more than 26,400 tonnes (-40%) compared to the previous campaign.

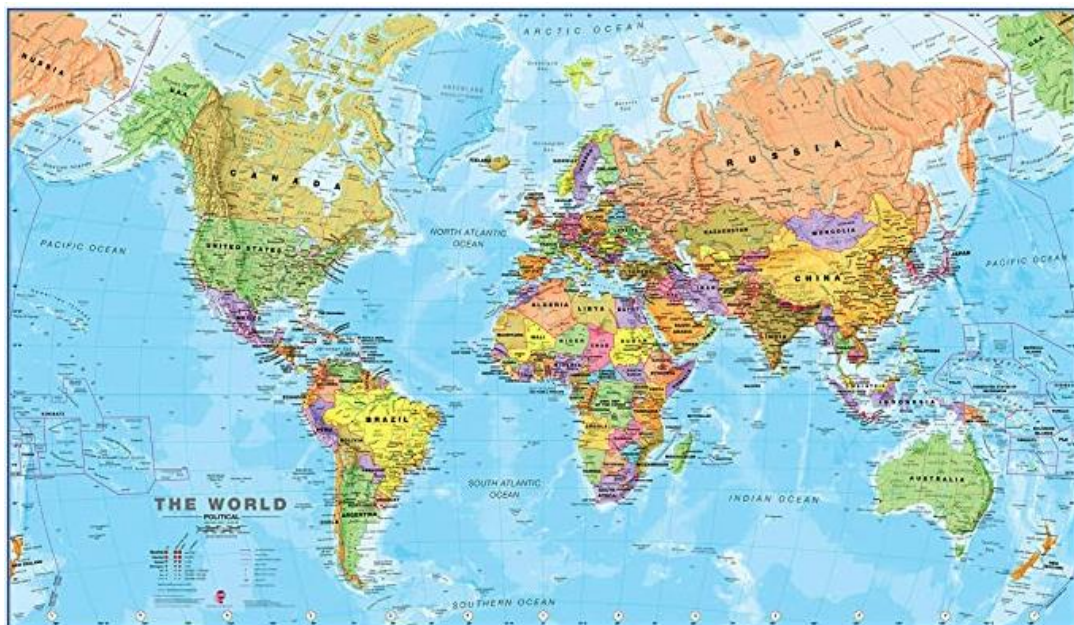
Basmati husked rice imports

(^{'000 tonnes})



The 27 Member States applied for import licences for husked Basmati rice of Indian and Pakistani origin for a total volume of 75,413 tonnes, an increase of 50,854 tonnes (+207%) compared to the previous marketing year.

Pakistani Basmati rice stood at 65,499 tonnes, up by 46,800 tonnes (+250%), while Indian Basmati rice amounted to 9,914 tonnes, up by 4,054 tonnes (+69%).



International markets

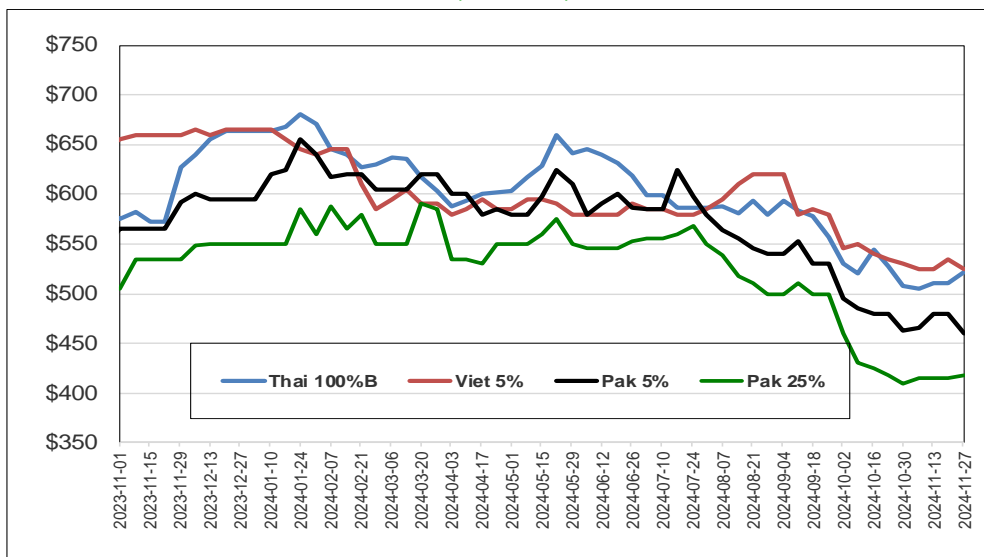
Campaign 2024/2025

From September 1st to November 27, 2024



International prices

(\$/tonnes)



Weekly prices

Milled rice international FOB quotes		
Exchange rate	€1 = \$1.0531	
Asian Markets	\$/t	€/t
Thai 100%B	522	496
Vietnam 5%	525	499
India 5%	460	437
Pakistan 5%	460	437
Pakistan 25%	418	397
Myanmar 5%	520	494
Pakistan Basmati S. Kernel	950	902
Pusa Basmati India	1,050	997
Other Markets	\$/t	€/t
Uruguay 5%	700	665
Argentina 5%	700	665
Brazil Type 1	755	717
USA LG 2/4% Fob US Gulf	820	779
California MG 1/4% - Med -	885	840