



Rice sector and trade News



RiceNews

Year 16°- n. 171
February 2026
Editor in chief
Dr. Roberto Magnaghi



News

EU-India agreement, von der Leyen: “A tale of two giants.” Cars, agriculture, defense: what the agreement entails *(Source: corriere.it)*

“We have concluded the most important trade agreement of all. We are creating a market of two billion people. It is a tale of two giants - the world's second and fourth largest economies.”

These were the words spoken by European Commission President Ursula von der Leyen on Tuesday morning in New Delhi at the end of the EU-India summit: after twenty years of negotiations, the “biggest ever” free trade agreement has been concluded, as Indian Prime Minister Narendra Modi pointed out, adding that “it will strengthen the commitment to a rules-based international order at a time when there is a lot of disorder.”

In the EU, the agreement reached with India should not create the problems of Mercosur, which is still strongly contested by the agricultural world, because a number of sensitive products have been excluded from the agreement. However, the process with India is not yet complete, and it will take about six months to reach a signature.

The EU will maintain current customs tariffs on sensitive products such as beef, sugar, rice, chicken meat, milk powder, honey, bananas, soft wheat, garlic, and ethanol, while opening calibrated quotas for imports of sheep and goat meat, sweet corn, grapes, cucumbers, dried onions, molasses-based rum, and starches. Tariffs on EU wines will fall from 150% to 75% when the agreement enters into force and will subsequently fall to levels of up to 20%.

Tariffs on EU olive oil will fall from the current 45% to 0% over five years. The agreement includes a bilateral safeguard mechanism, explains the Commission, which provides a targeted response in the event of market disturbances directly resulting from the agreement.

The EU and India are now negotiating a separate agreement on the recognition of geographical indications.

Here is the link to the full news: [News](#)

Food Safety

Rapid Alert System

- A border rejection notification was sent by Germany concerning Aflatoxin B1 ($6.7 \pm 2.7 \mu\text{g/kg}$ – ppb) and Aflatoxin total ($7,5 \pm 3,0 \mu\text{g/kg}$ – ppb) in brown rice from Pakistan.
- An alert notification was sent by Germany concerning mineral oil components (MOSH/MOAH) in basmati rice from India, via the Netherlands.
- A border rejection notification was sent by Germany concerning Thiamethoxam ($0.029 \pm 0.015 \text{ mg/kg}$ – ppm) and Imidacloprid ($0.023 \pm 0.011 \text{ mg/kg}$ – ppm) in rice from Pakistan.



Italian market

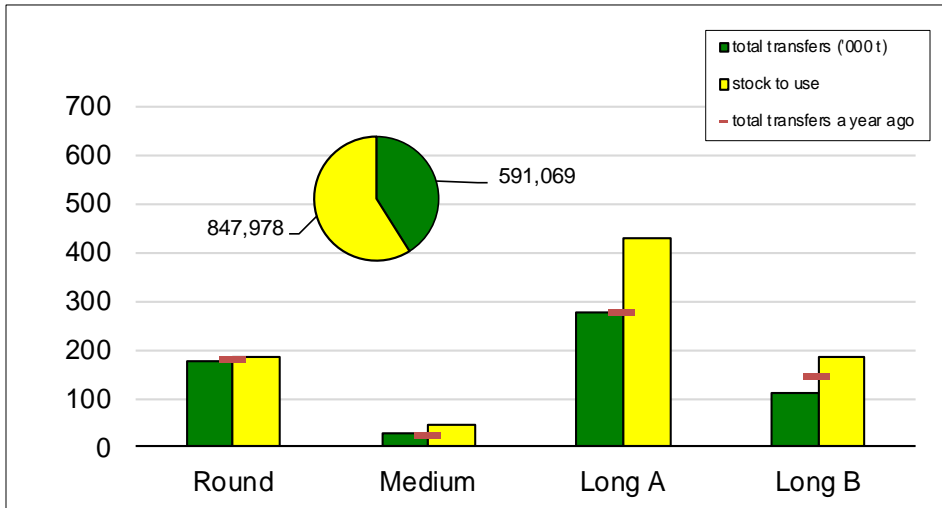
Campaign 2025/2026

From September 1st 2025 to January 27, 2026



Paddy rice transfers

(in tonnes)

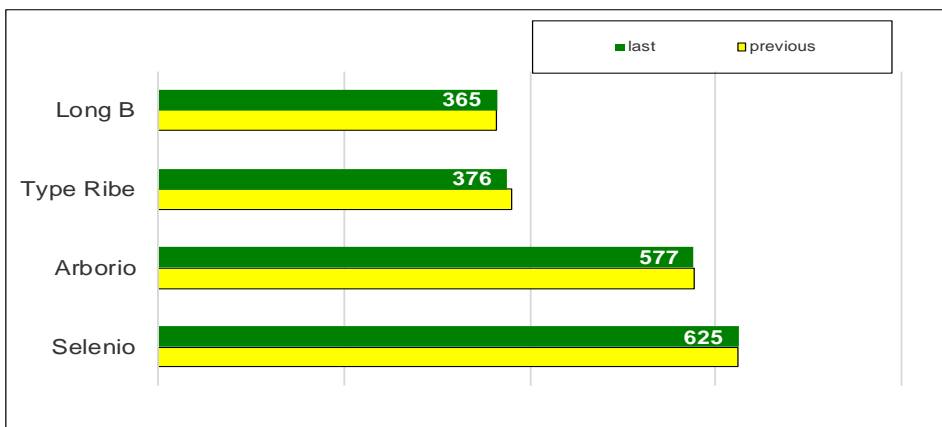


The weekly transfer figure stood at 30,042 tonnes, broken down as follows: 15,736 tonnes of “Long A,” 5,956 tonnes of “Long B,” 5,843 tonnes of “Round,” and 2,507 tonnes of “Medium.”

The total volume transferred amounted to 591,069 tonnes, down 40,398 tonnes (-6%) compared to the previous season. Round and Long B rice recorded decreases of 8,329 tonnes (-5%) and 36,591 tonnes (-25%) respectively, while medium rice recorded an increase of 5,699 tonnes (+24%).

Transfers of “Long A” rice were slightly below last year's level (-1,177 t, -0.4%).

Paddy prices Vercelli (€/t)



The Vercelli Commodities Exchange recorded a €4/t drop in Type Ribe rice prices.

Arborio and Kinder PV/Ely PV quotations are “nominal”.

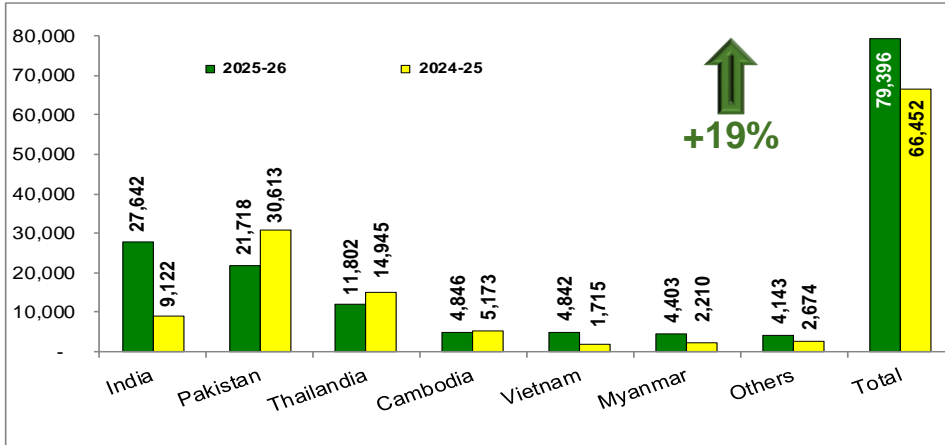
(*) weighted average of the maximum quotations for the varieties Kinder PV, Ely PV and Ronaldo



Import: husked + milled

tonnes in milled rice equivalent

(Source: MAECI Agrim Licences)



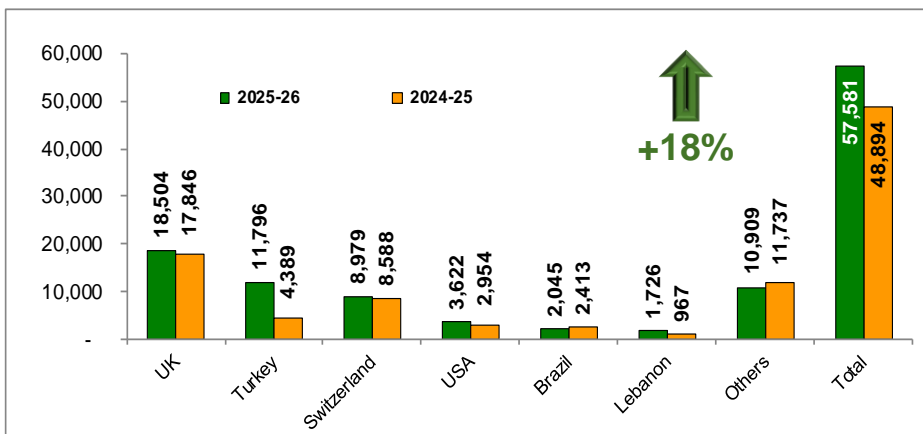
Imports of husked and semi-milled/milled rice amounted to 79,396 tonnes, in milled equivalent, up by 12,944 tonnes (+19%) compared to the previous marketing year.

35% of imports, equal to 27,642 tonnes, were from India, including 19,010 tonnes of Basmati rice, followed by Pakistan with 21,718 tonnes, including 7,266 tonnes of Basmati rice, Thailand with 11,802 tonnes, Cambodia and Vietnam, both with around 4,800 tonnes, and Myanmar with 4,403 tonnes.

Export: husked + milled

tonnes in milled rice equivalent

(Source: ENTE RISI Declaration)



Exports amounted to 57,581 tonnes, in milled equivalent, compared to 48,894 tonnes a year ago, an increase of 8,687 tonnes (+18%).

The most exported type is "Long A" (32,464 t), followed by 'Round' rice (17,077 t), "Long B" (6,784 t), and "Medium" (1,256 t).

The "Medium," "Long A," and "Long B" types increased by 182%, 30%, and 7%, respectively, while "round" remained at the same level as the previous campaign.



European Union market

Campaign 2025/2026

From September 1st 2025 to January 27, 2026



Import EU – EXPORT UE

('000 tonnes milled rice equivalent)

| Category | | Marketing year 2025/2026 | | Marketing year 2024/2025 | | Diff. (milled eq.) | % |
|--------------|----------|--------------------------|----------------|--------------------------|----------------|--------------------|------------|
| | | Quantity | Milled eq. | Quantity | Milled eq. | | |
| Husked | Indica | 228,360 | 157,568 | 233,636 | 161,209 | -3,641 | -2% |
| Husked | Japonica | 24,554 | 18,367 | 9,105 | 6,604 | 11,763 | 178% |
| TOTAL | | 252,914 | 175,935 | 242,741 | 167,813 | 8,122 | 5% |
| Semi Milled | Indica | 8,017 | 7,479 | 7,087 | 6,611 | 868 | 13% |
| Semi Milled | Japonica | 7,329 | 6,847 | 6,599 | 6,168 | 679 | 11% |
| TOTAL | | 15,346 | 14,326 | 13,686 | 12,779 | 1,547 | 12% |
| Milled | Indica | 346,082 | 346,082 | 337,741 | 337,741 | 8,341 | 2% |
| Milled | Japonica | 53,309 | 53,309 | 41,235 | 41,235 | 12,074 | 29% |
| TOTAL | | 399,391 | 399,391 | 378,976 | 378,976 | 20,415 | 5% |
| TOTAL | | | 589,652 | | 559,568 | 30,084 | 5% |
| Broken | | | 155,702 | | 206,793 | -51,091 | -25% |

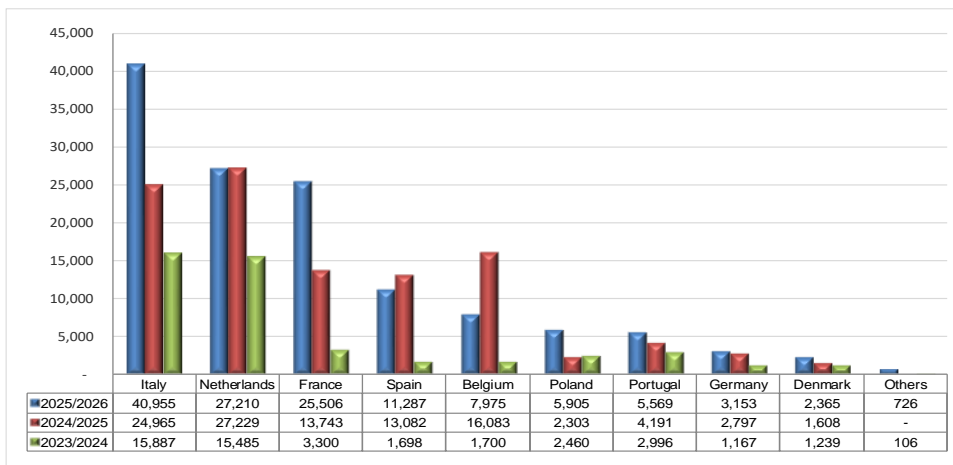
Given the ongoing problem with recording data on imported volumes, this week we are proposing an update, broken down by category, based on the Agrim import licenses requested by Member States in the period 1/9/2025 - 27/1/2026.

Increases of 5%, 12%, and 5% are recorded for all category, respectively. Overall, the increase stands at almost 31,000 tonnes (+5%).

The volumes actually cleared through customs, equal to approximately 113,600 tonnes, in milled equivalent, show an increase of over 16,300 tonnes (+17%) compared to the previous marketing year. Exports of Indica and Japonica rice, at over 36,500 and 77,100 tonnes respectively, increased by 12% and 19%.

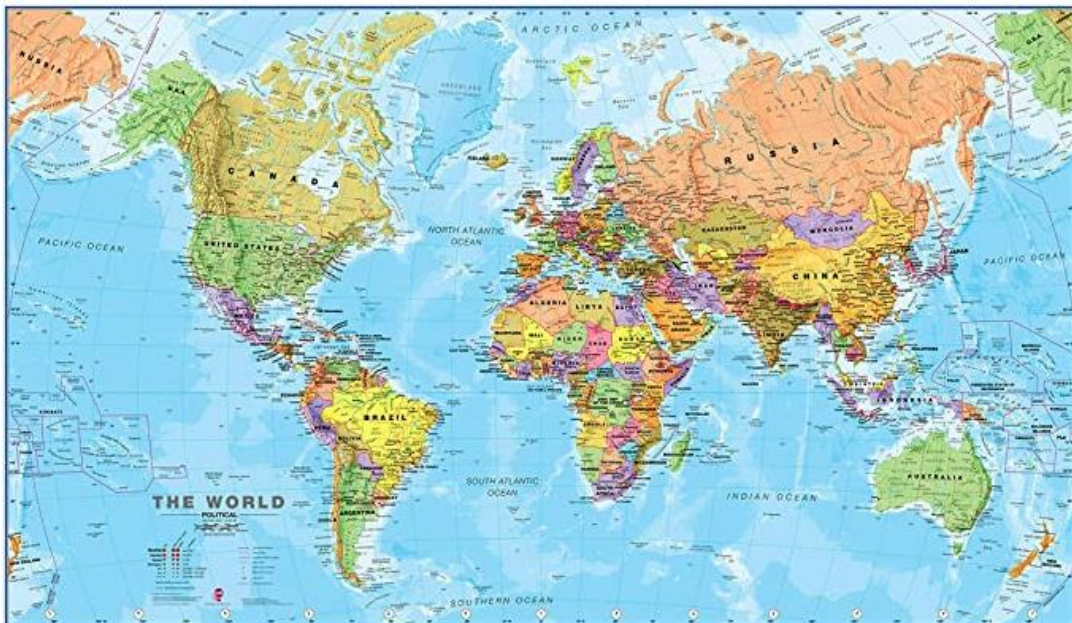
Basmati husked rice imports

('000 tonnes)



This week's graphic shows the quantities requested during the last three marketing years for basmati husked rice, broken down by Member State. The total volume, amounting to 130,650 tonnes, represents an increase of 23% compared to the 2024/2025 marketing year and 184% compared to 2023/2024.

The main importing country is Italy, followed by the Netherlands, France, Spain, and Belgium. These five countries account for 86% of the certificates issued.



International markets

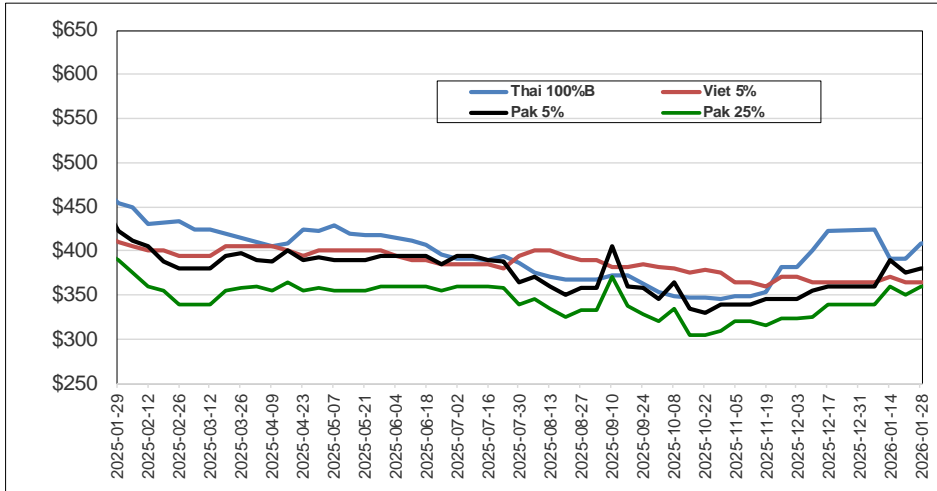
Campaign 2025/2026

From September 1st 2025 to January 28, 2026



International prices

(\$/tonnes)



Weekly prices

| Milled rice international FOB quotes | | |
|---|----------------------|------------|
| Exchange rate | €1 = \$1.1974 | |
| Asian Markets | \$/t | €/t |
| Thai 100%B | 409 | 342 |
| Vietnam 5% | 365 | 305 |
| India 5% | 360 | 301 |
| Pakistan 5% | 380 | 317 |
| Pakistan 25% | 360 | 301 |
| Myanmar 5% | 355 | 296 |
| Pakistan Basmati S. Kernel | 1,040 | 869 |
| Pusa Basmati India | 1,150 | 960 |
| Other Markets | \$/t | €/t |
| Uruguay 5% | 440 | 367 |
| Argentina 5% | 420 | 351 |
| Brazil Type 1 | 430 | 359 |
| USA LG 2/4% Fob Laredo TX | 600 | 501 |
| California MG 1/4% - Med - | 850 | 710 |