



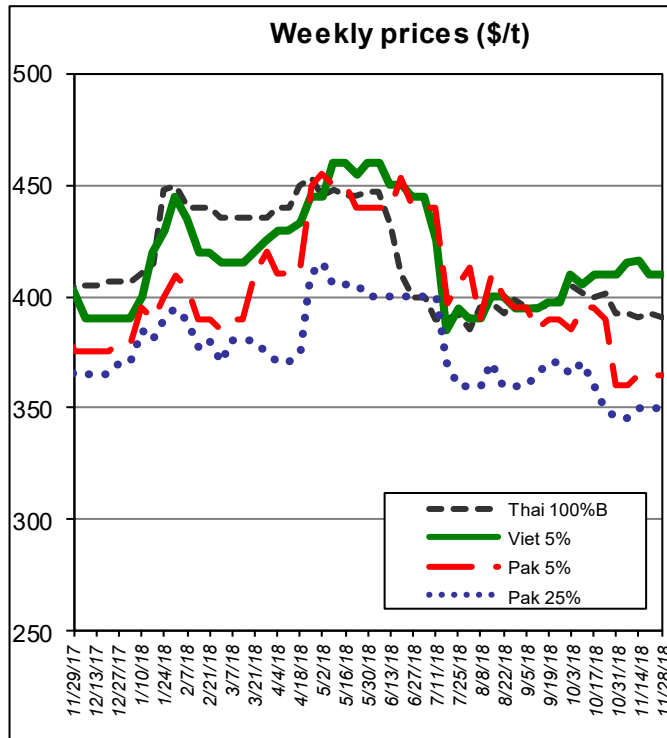
News

The clause on the Commissioners' table (Source: Ente Risi Note)

The EU's Generalised scheme of preferences (GSP) Committee examined the European Commission's proposal for the adoption of the safeguard clause on imports of milled rice from Cambodia and Myanmar. The vote highlighted the presence of a majority in favour of the adoption of the clause (13 countries in favour, 8 countries against, 7 countries abstained). The 13 countries in favour represent 57% of the population of the European Union. A qualified majority requires 65%, so in the absence of an opinion adopted by a qualified majority, adoption is not immediate and the proposal will be submitted to the College of Commissioners, which should take a decision shortly. The President of the Ente Risi Paolo Carrà declares: "The Commission has proposed the clause of safeguard and the Commission have to decide if to adopt it. Having the support of the European majority, a different decision would be incomprehensible".

International Markets

Milled rice international FOB quotes		
Exchange rate 1 € = 1.1328		
Asian Markets	\$/t	€/t
Thai 100%B	391	345
Vietnam 5%	410	362
India 5%	370	327
Pakistan 5%	365	322
Pakistan 25%	350	309
Cambodia 5%	470	415
Myanmar 5%	387	342
India Basmati trad.	1,450	1,280
Other Markets	\$/t	€/t
Uruguay 5%	520	459
Argentina 5%	505	446
Paraguay 5%	500	441
USA LG 2/5% sacked	550	486
California MG 1/4% Med	800	706



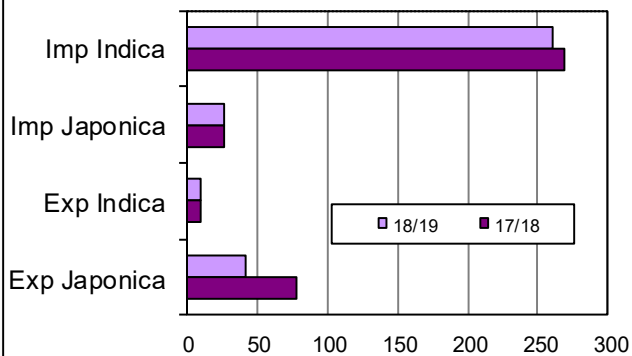
Food Safety

Rapid Alert System (Source: EFSA)

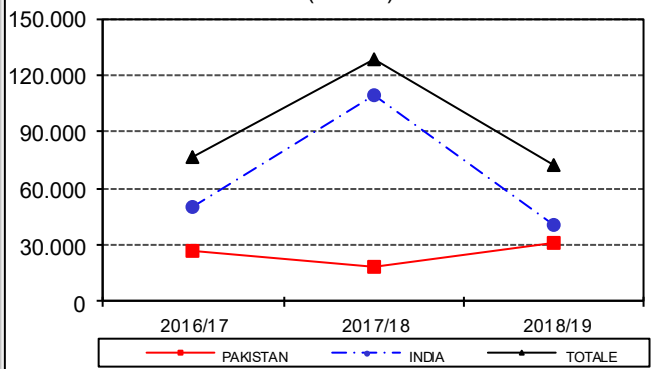
An alert notification was sent by Switzerland concerning aflatoxins (B1 = 6.1 µg/kg - ppb) in raw red rice from India, via Germany. A border rejection notification was sent by Greece concerning unauthorised substances tricyclazole (0.05 mg/kg - ppm) in basmati rice from India. An information for follow-up notification was sent by Germany concerning migration of mineral oil (MOSH: 15; MOAH: 30 mg/kg - ppm) from packaging of basmati rice from Saudi Arabia, via the Netherlands.

European Market

Import Export EU ('000 tonnes milled rice equivalent)



Basmati husked rice imports (tonnes)



In focus

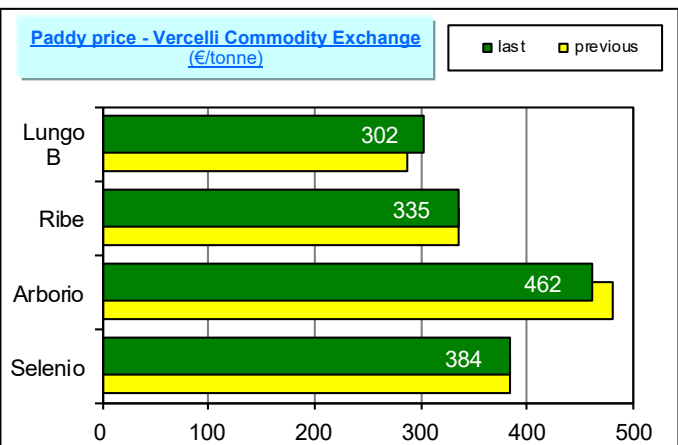
According to the European Commission data, EU imports amount to 286,867 tonnes, in milled equivalent, about 8,400 tonnes (-3%) less than last year. Brown rice Basmati imports, amounting to 71,936 tonnes, decreased by more than 56,000 tonnes, due to lower imports from India, down by about 69,000 tonnes (-63%). EU exports decreased by 42%, from 86,926 tonnes last campaign to the current 50,381 tonnes.

Italian Market

Paddy transfers

TYPE OF RICE	CAMPAIGN	
	2018/19 tonnes	2017/18 tonnes
ROUND	143,900	134,326
MEDIUM	16,854	14,970
LONG A	185,617	215,283
LONG B	120,890	104,671
TOTAL	467,261	469,250

Paddy price - Vercelli Commodity Exchange (€/tonne)



In focus

In the last week paddy transfers by farmers reached 29,541 tonnes: 14,798 tonnes of long A grain, 7,125 tonnes of round grain, 5,965 tonnes of long B grain and 1,653 tonnes of medium grain. The total transfers amount to 467,261 tonnes, 1,989 tonnes less than last campaign.

At Commodity Exchange in Vercelli, the paddy prices increased for Lungo B (+€ 14) but decreased for Arborio (-€18).

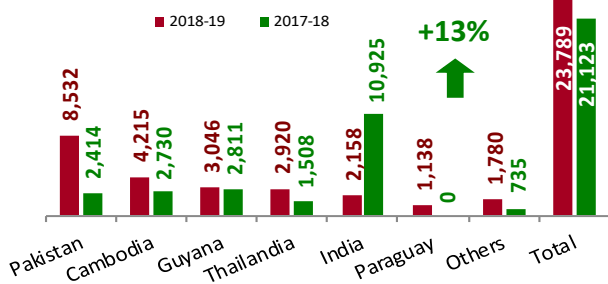
According to Agrim licences, Italian imports amount to 23,789 tonnes, in milled equivalent, 2,666 tonnes (+13%) more than last year.

According to customs declarations imports amount to 27,908 tonnes, 21% more than last year (see table at bottom).

Italian exports, amounting to 22,959 tonnes, in milled equivalent, decreased by 13,000 tonnes (-36%) year-on-year.

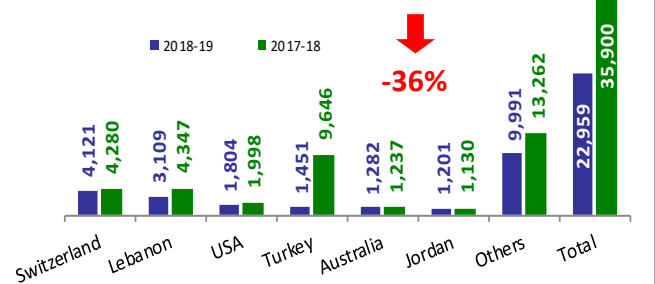
Import: husked + milled - till 23/11/2018

(tonnes in milled rice equivalent)
(Source: Mise Agrim Licences)



Export: husked + milled - till 23/11/2018

(tonnes in milled rice equivalent)
(Source: Mise Agrex Licences)



Italian imports till 25/11/2018 - Customs declarations - Source: DG Agri (tonnes in milled rice equivalent)

Campaing	Paddy			Brown rice			Semi-milled / Milled rice			TOTAL		
	Indica	Japonica	Total	Indica	Japonica	Total	Indica	Japonica	Total	Indica	Japonica	TOTAL
2018/2019	5,832	-	5,832	7,607	180	7,787	13,960	329	14,289	27,399	509	27,908
2017/2018	1,539	-	1,539	11,589	-	11,589	9,551	437	9,988	22,679	437	23,116