



Rice industry and trade News



RiceNews

**Year 15°- n. 161
April 2025
Editor in chief
Dr. Roberto Magnaghi**



News

Will the EU lift the suspension of additional duties on US rice?

(Source: Ente Nazionale Risi note)

The additional duties on US rice, and many other products, had been set in 2018 in response to the increase in US duties on steel and aluminium from the EU.

For rice, a duty corresponding to 25% of the value of the product had been decided to be added to the normal EU import duties. In 2021, the US relaxed the tariff measures, which is why the EU decided to suspend the additional duties on US products until 31 March 2025. Now that Trump has reinstated duties on steel and aluminium and, within days, on cars, it is highly likely that the European Commission will not extend the suspension of additional duties on US products.

In the last 2 marketing years, the EU imported an average of about 16,500 tonnes of rice, milled basis, from the US, which corresponds to slightly more than 1% of the total EU import. Therefore, a possible additional duty on star and striped rice would not guarantee a great advantage for the EU rice market.

The war between India and Pakistan over PGI basmati continues

(Source: Ente Nazionale Risi note)

As part of the dispute between India and Pakistan over the recognition of Basmati rice as PGI on EU territory, India has accused Pakistan in recent days of using Basmati rice varieties - such as Pusa Basmati 1509, 1121, 1847 and 1885 - developed by the Indian Agricultural Research Institute in New Delhi.

The Indian Agricultural and Processed Food Export Development Authority (APEDA) had laboratory tests carried out on samples of basmati varieties grown by Pakistan, which confirmed that they were Indian varieties. These tests were conducted in European and Indian laboratories.

Efforts to expose and resolve the issue in the international arena may be intensified.

The Indian government will try to prevent Pakistan from cultivating these varieties by filing a case with the World Intellectual Property Organisation (WIPO) under the Trade-Related Aspects of Intellectual Property Rights (TRIPS) Agreement.

It is also likely to take action in countries where Pakistan exports rice of these varieties to prevent their sale.

Pakistani operators, on the other hand, claim that India did not produce basmati until 1966 because basmati seeds were brought to the Indian Punjab from Pakistan around 1965.

Food Safety

Rapid Alert System

- A border rejection notification was sent by Greece concerning Chlorpyrifos (0.079 ± 0.040 mg/kg – ppm) in rice from Pakistan.
- An information notification for attention was sent by Netherlands concerning Ochratoxin A ($6.2 \mu\text{g/kg}$ – ppb) and Aflatoxin B1 ($4.3 \mu\text{g/kg}$ – ppb) in Basmati rice from Pakistan.
- An information notification for attention was sent by Denmark concerning Chlorpyrifos (0.05 mg/kg – ppm) in rice flour from India.



Italian market

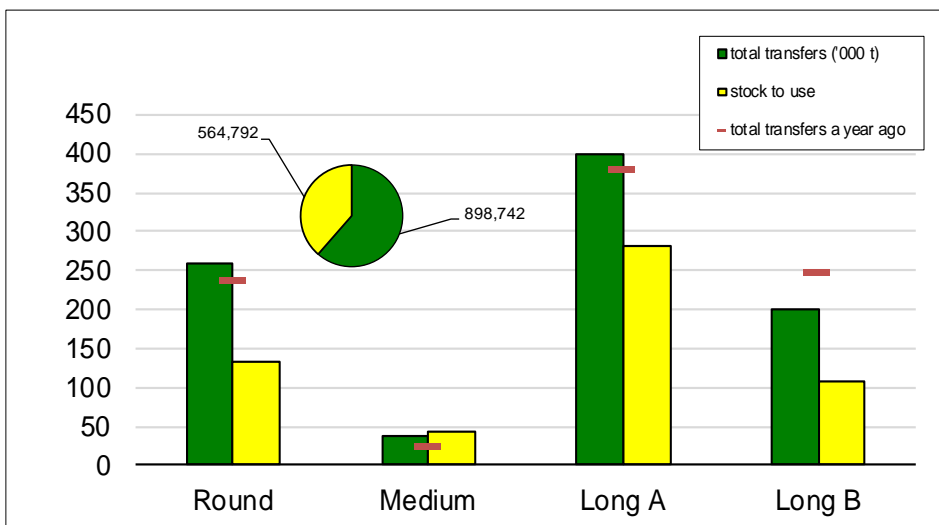
Campaign 2024/2025

From September 1° 2024 to March 25, 2025



Paddy rice transfers

(in tonnes)



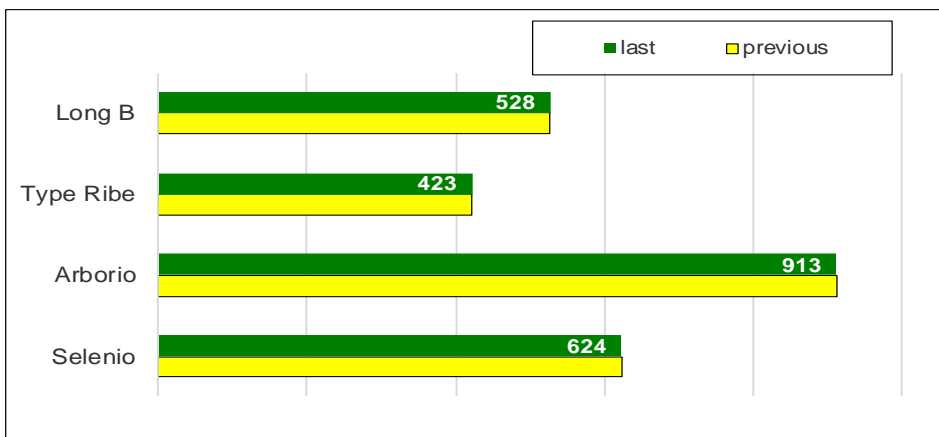
In the last week, paddy rice transfers amounted to 31,691 tonnes, broken down as follows: 14,853 tonnes of 'long A', 9,506 tonnes of 'round', 5,550 tonnes of 'long B' and 1,782 tonnes of 'medium'.

Total transfers amounted to 898,742 tonnes and were up by 3,084 tonnes.

In percentage terms, transfers are at about the same level as last year (+0.34%), similarly to the placement, which is 61% of the saleable supply.

564,792 tonnes remain to be placed.

Paddy prices Vercelli (€/t)



At the Vercelli Commodity Exchange there is no change to the reference quotations.

The CL007 and Arborio varieties are nominal.

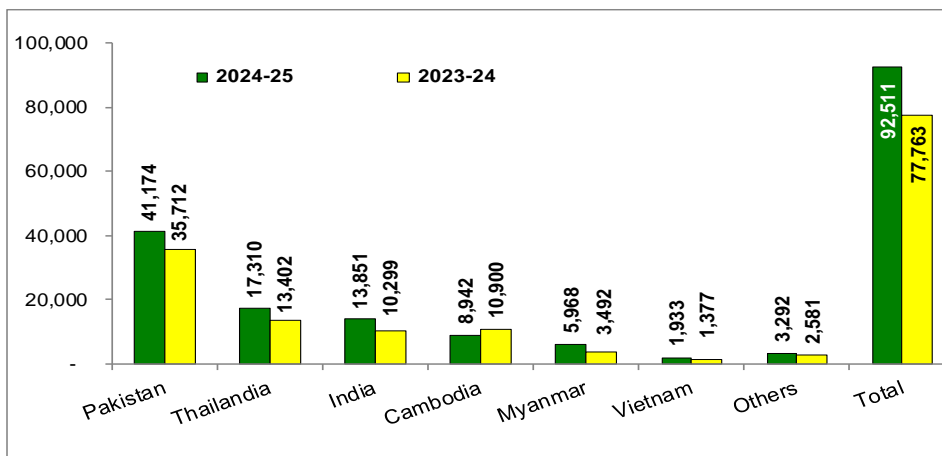
(*) weighted average of the maximum quotations for the varieties Diva PV, CL007, Dardo/Ronaldo and Leonardo



Import: husked + milled

tonnes in milled rice equivalent

(Source: MAECI Agrim Licences)



Imports of husked rice and semi-milled/wholly milled rice stand at 92,511 tonnes, in milled rice equivalent, an increase of 14,748 tonnes (+19%) over the previous marketing year.

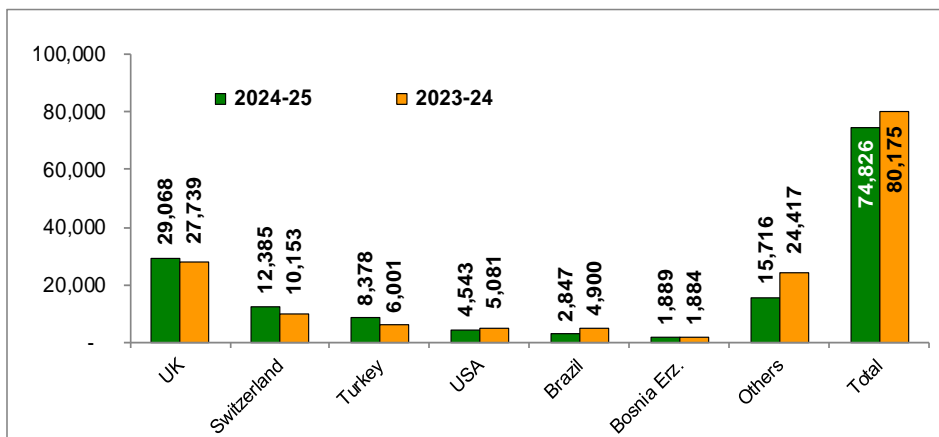
Imports of semi-milled/milled rice - at 64,091 tonnes, of which 21,984 tonnes are parboiled - account for 69% of the total volume imported.

Imports of husked rice, converted into milled rice, amounted to 28,420 tonnes, of which 25,025 tonnes were Basmati rice and accounted for the remaining 31% of the total volume imported for this degree of processing.

Export: husked + milled

tonnes in milled rice equivalent

(Source: ENTE RISI Declaration)



Operators requested ENR export declarations for a quantity of 74,826 tonnes compared to 80,175 tonnes a year ago, a decrease of 5,349 tonnes (-7%) compared to the previous campaign.

Exports to the three main destinations - the UK, Switzerland and Turkey - accounted for 67% of the total export volume.



European Union market

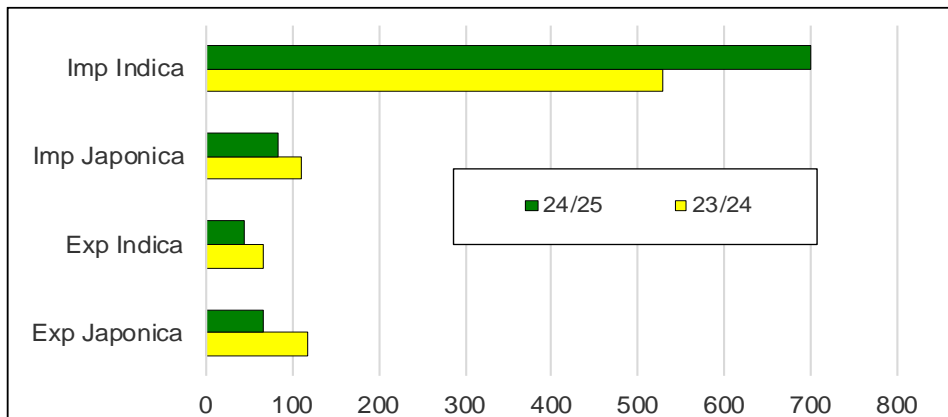
Campaign 2024/2025

From September 1st 2024 to March 23, 2025



Import Export EU

(^{'000 tonnes milled rice equivalent})



EU imports amounted to more than 784,200 tonnes, in milled rice equivalent, an increase of almost 144,600 tonnes (+23%) compared to the previous marketing year.

Since 7 March 2025, when the duty on husked rice was reduced from €42.50 to €30/t, there has been an increase in imports of husked rice, in particular Indica rice, from around 183,300 tonnes in early March to 204,000 tonnes today, with a weekly average of more than 10,000 tonnes cleared through customs.

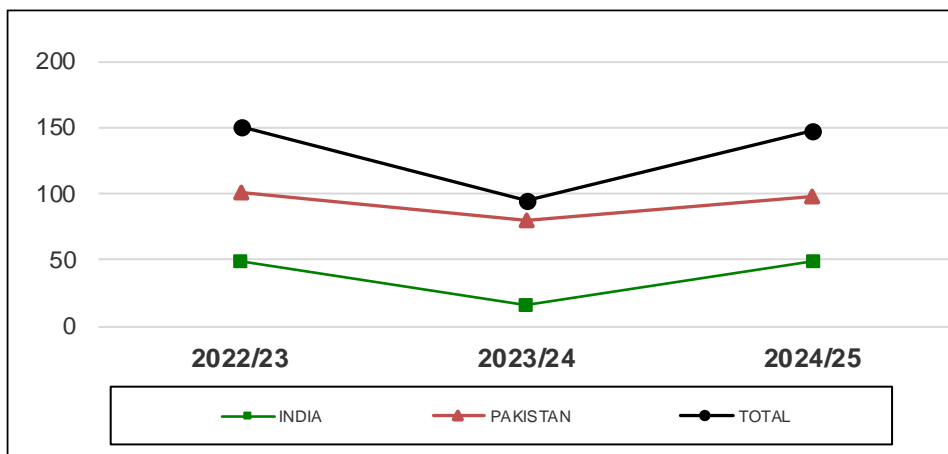
Total imports for this degree of processing, at 211,800 tonnes, are up about 70,700 tonnes (+50%), while those for semi-milled/milled rice, at over 569,300 tonnes, are up over 71,100 tonnes (+14%).

Paddy rice imports remain stable at around 3,100 tonnes compared to only 409 tonnes a year ago.

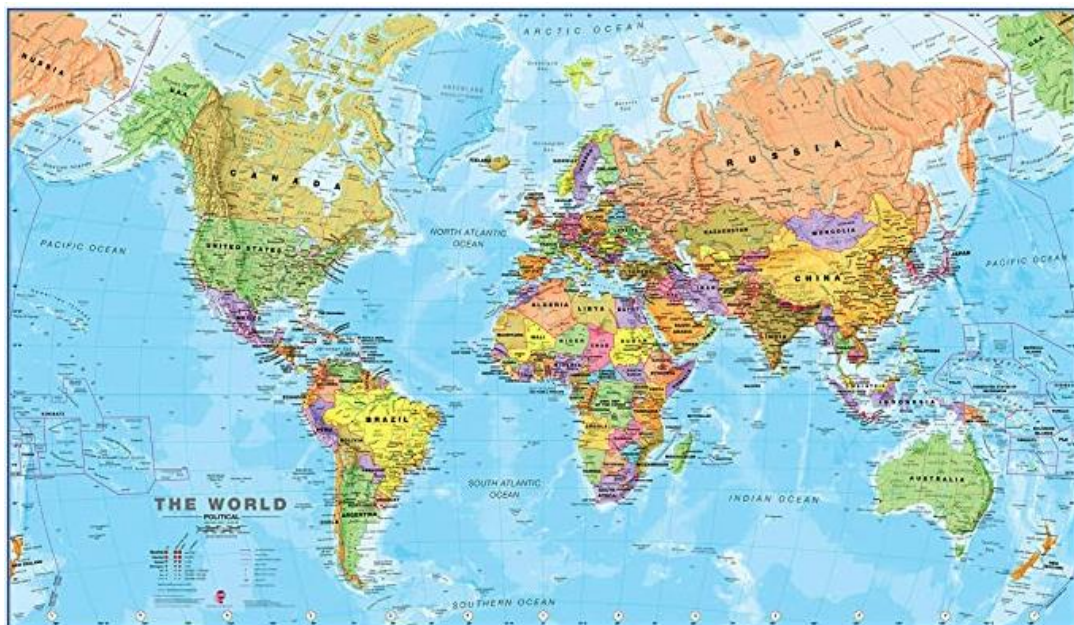
Export figures are not yet reliable, so any assessment is suspended until a definitive update is published.

Basmati husked rice imports

(^{'000 tonnes})



Imports of Basmati husked rice of Pakistani and Indian origin amounted to 147,247 tonnes, an increase of 51,419 tonnes (+54%) over the previous marketing year.



International markets

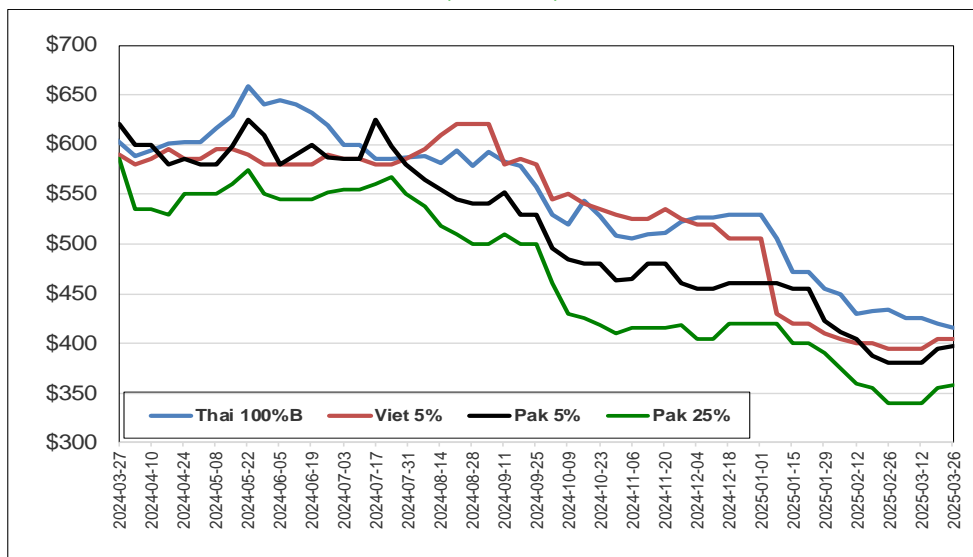
Campaign 2024/2025

From September 1st 2024 to March 26, 2025



International prices

(\$/tonnes)



Weekly prices

Milled rice international FOB quotes		
Exchange rate	€1 = \$1.0788	
Asian Markets	\$/t	€/t
Thai 100%B	415	385
Vietnam 5%	405	375
India 5%	395	366
Pakistan 5%	398	369
Pakistan 25%	358	332
Myanmar 5%	425	394
Pakistan Basmati S. Kernel	958	888
Pusa Basmati India	875	811
Other Markets	\$/t	€/t
Uruguay 5%	615	570
Argentina 5%	580	538
Brazil Type 1	625	579
USA LG 2/4% Fob US Gulf	675	626
California MG 1/4% - Med -	705	654