Rice sector and trade News



RiceNews

Year 16°- n. 174
May 2026
Editor in chief
Dr. Roberto Magnaghi

News

Automatic safeguard: the glass is half full – the end of bureaucracy is Brussels' real success *(Source: Ente Nazionale Risi Note)*

Despite the tensions following the latest vote in Strasbourg, the European rice sector has secured a structural victory that permanently changes the rules of the trade game through the new automatic safeguard clause included in the reform of the Generalised System of Preferences.

This innovation should not be seen as a defeat, but as the acquisition of a defensive weapon that until recently was considered unattainable and which marks the transition from uncertain protection to a mathematical shield. First and foremost, we must refute the inaccurate accounts circulating in many media outlets: there is no fixed intervention threshold of 562,000 tonnes, but rather a sophisticated dynamic mechanism based on the average of imports over the last decade, increased by a growth coefficient of 45%. Once this ceiling is exceeded, customs duties are immediately reinstated by law until the end of the year, with the added advantage that in the following year protection will become even stricter, eliminating any surcharges and transforming into a genuine insurmountable barrier to zero-duty imports.

It is a complete paradigm shift: whereas in the recent past, blocking Asian rice required endless technical dossiers, year-long European Commission investigations and conclusive proof of economic damage to the industry (rather than to the rice producer), today protection is triggered automatically upon simple verification of customs figures. No more paralysing bureaucracy or political discretion, but an automatic mechanism that guarantees prompt action and directly protects farmers even when the processing industry is not reporting losses.

The projections for 2027 are crystal clear and indicate that for Myanmar, the safeguard would be triggered automatically above 249,200 tonnes (with a threshold for the following year reduced to 171,862 tonnes), whilst for Cambodia the limit would be 313,268 tonnes (falling to 216,047 tonnes in the following year) – quotas that historical trade flows have already amply demonstrated have been exceeded, so far without the application of any safeguard. Although the European Union's trade policy sometimes appears to sacrifice food sovereignty on the altar of unilateral concessions originally intended for humanitarian purposes (which remain to be proven today) and which have since degenerated into a system of low-cost imports, this new instrument represents a concrete and hard-won bulwark to defend the quality of European rice and the economic viability of our farms.

Rules and Calls for bids

Commission implementing Regulation (EU) 2026/996 of 29 April 2026

(OJ L 30/4/2026)

amending Implementing Regulations (EU) 2020/761 and (EU) 2020/1988 regarding the creation, amendment and management of certain tariff quotas following the Interim Agreement on Trade between the European Union, of the one part, and the Common Market of the South, the Argentine Republic, the Federative Republic of Brazil, the Republic of Paraguay and the Oriental Republic of Uruguay, of the other part.

Food Safety

Rapid Alert System

- A border rejection notification was sent by France concerning Clothianidin (0.024 mg/kg - ppm) in rice from Pakistan.
- A border rejection notification was sent by Italy concerning Clothianidin (0.058 ± 0.029 mg/kg - ppm) in Basmati rice from Pakistan.
- A border rejection notification was sent by Poland concerning Chlorpyrifos (0.006 ± 0.003 mg/kg - ppm e 0.022 ± 0.011 mg/kg - ppm) e Flutriafol (0.013 ± 0.007 mg/kg - ppm) in two Basmati rice varieties from Pakistan



Italian market

Campaign 2025/2026

From September 1st 2025 to May 5, 2026

Paddy rice transfers

(in tonnes)

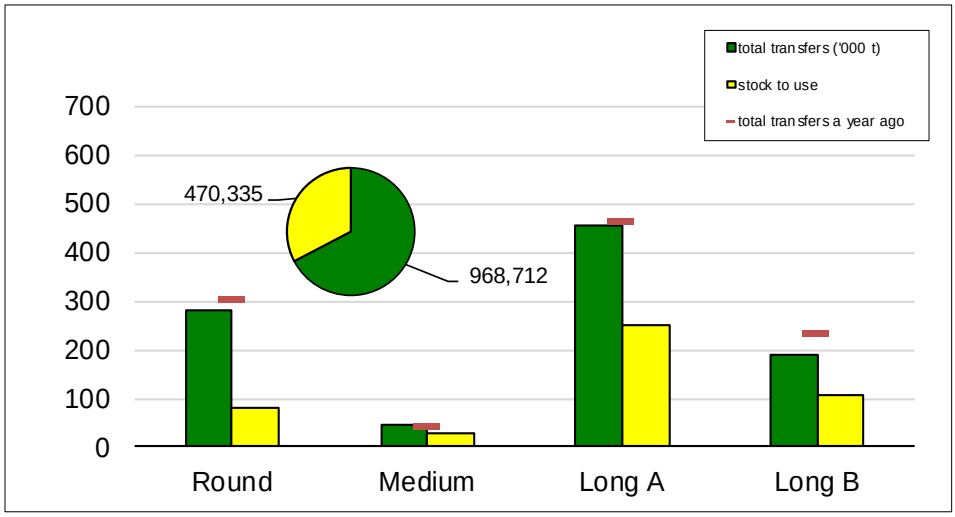

This week, 11,234 tonnes of 'long A', 4,765 tonnes of 'long B', 4,170 tonnes of 'round' and 958 tonnes of 'medium' were dispatched, making a total of 21,127 tonnes.

Since the start of the marketing year, 968,712 tonnes have been placed, down by 82,280 tonnes (-8%) compared with a year ago.

67% of the available stock has been placed, compared with 74% in the previous marketing year.

470,335 tonnes remain to be placed.

Paddy prices Vercelli (€/t)

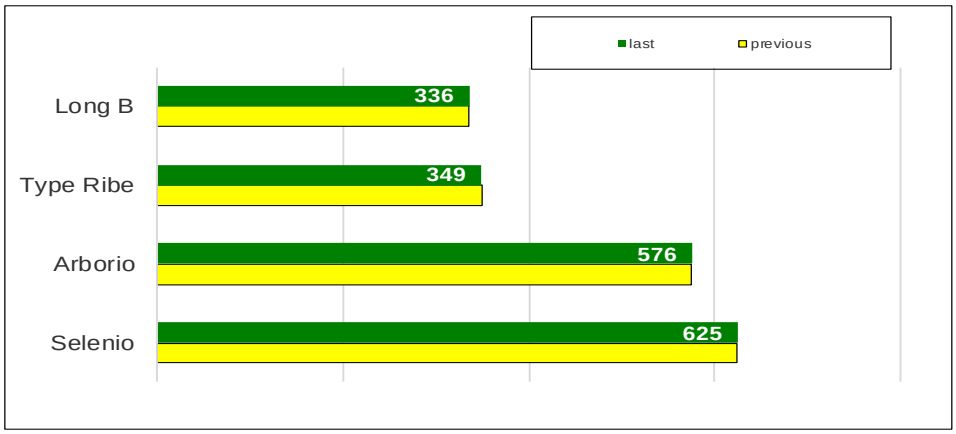

At the Vercelli Commodities Exchange no changes in reference prices were recorded. Selenio and Ronaldo varieties are "Nominal".

(*) weighted average of the maximum quotations for the varieties Kinder PV, Ely PV and Ronaldo

Import: husked + milled

tonnes in milled rice equivalent

(Source: MAECI Agrim Licences)

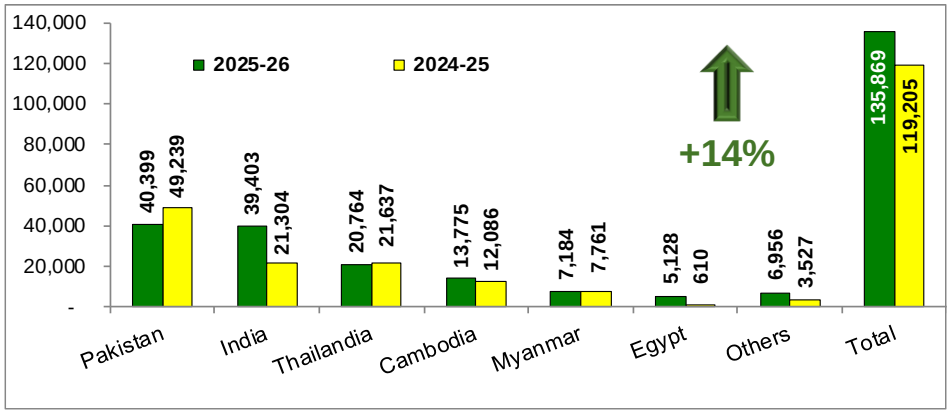

During the period from 1st September 2025 to 30 April 2026, import licences were issued for husked rice and semi-milled/milled rice totalling 135,869 tonnes, in milled equivalent, an increase of 16,664 tonnes (+14%) compared to the previous marketing year.

Imports of Indica rice, totalling 124,943 tonnes, showed an increase of 8,811 tonnes (+8%).

Imports of Japonica rice, totalling 10,926 tonnes, of which 4,131 tonnes from Egypt, break down as follows: 7,464 tonnes of 'round-grain' rice, 2,633 tonnes of 'medium-grain' rice and 829 tonnes of 'long-grain A' rice. Overall, imports of Japonica rice have increased by 7,853 tonnes, a volume more than triple that of a year ago.

Export: husked + milled

tonnes in milled rice equivalent

(Source: ENTE RISI Declaration)

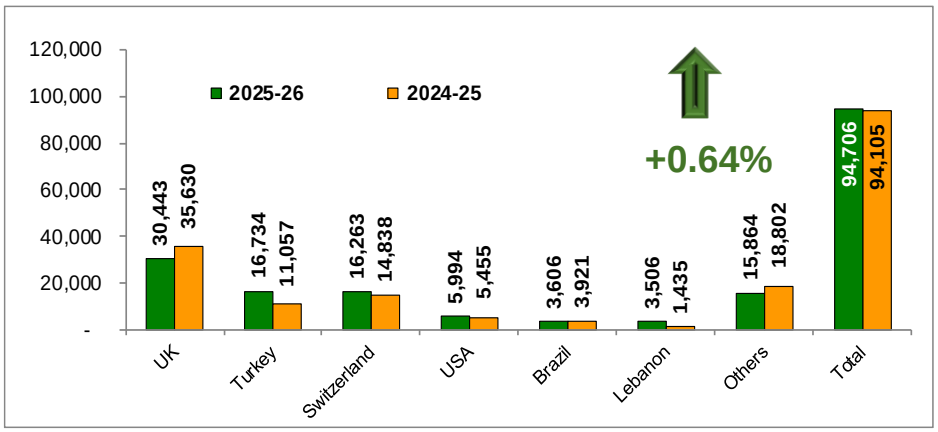

Exports totalled 94,706 tonnes, in milled equivalent, representing a level slightly higher than that of the previous marketing year.

Exports of 'round' rice, amounting to 28,313 tonnes, show a decrease of approximately 5,100 tonnes (-15%), a decline which is, however, offset by higher export volumes of 'long A' rice, amounting to 51,761 tonnes (around 5,100 tonnes more, +11%).

Exports of 'medium' rice, amounting to 2,209 tonnes, have more than doubled, whilst those of 'long B' rice, amounting to 12,423 tonnes, show a 4% decline.



European Union market

Campaign 2025/2026

From September 1st 2025 to May 5, 2026

Import EU – Export UE

('000 tonnes milled rice equivalent)

Category	Tipologia	Marketin year 2025/2026 1/9/2025 - 24/2/2026		Marketin year 2025/2026 1/9/2025 - 24/2/2026		Diff. *(milled eq.)*	%
		Quantity	Milled equivalent	Quantity	Milled equivalent		
Husked	Indica	427,141	294,727	420,620	290,228	4,499	2%
Husked	Japonica	45,393	33,546	24,365	17,192	16,354	95%
	TOTALE	**472,534**	**328,273**	**444,985**	**307,420**	**20,853**	**7%**
Semi-milled	Indica	13,794	12,868	13,574	12,662	206	2%
Semi-Milled	Japonica	11,390	10,642	11,450	10,699	-57	-1%
	TOTALE	**25,184**	**23,510**	**25,024**	**23,361**	**149**	**1%**
Milled	Indica	604,287	604,287	605,504	605,504	-1,217	0%
Milled	Japonica	95,730	95,730	73,398	73,398	22,332	30%
	TOTALE		**700,017**		**678,902**	**21,115**	**3%**
TOTALE			**1,051,800**		**1,009,683**	**42,117**	**4%**
Brokens			250,598		358,058	-107,460	-30%

Imports, on the basis of Agrim import licences issued by each EU Member State, stand at 1,051,800 tonnes (in milled equivalent), an increase of 42,117 tonnes (+4%) compared with a year ago.

With approximately 178,100 and 150,300 tonnes respectively, France and the Netherlands are the major importers and, together, account for 31% of the total volume.

Exports, on the basis of volumes actually cleared through customs, show a decrease of approximately 11,600 tonnes (-6%), having fallen from over 200,700 tonnes a year ago to the current figure of almost 189,200 tonnes. With 47% of the total cleared through customs, Italy is the main supplier of rice to third countries, followed by Portugal with 11%, Spain with 10% and Belgium with 9%.

Basmati husked rice imports

('000 tonnes)

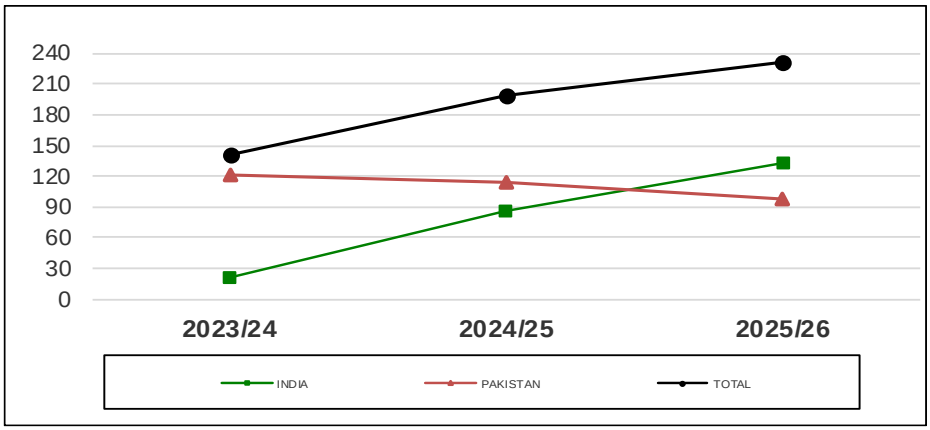

Imports of husked Basmati rice amount to approximately 232,000 tonnes, an increase of about 32,200 tonnes (+16%) compared to a year ago.

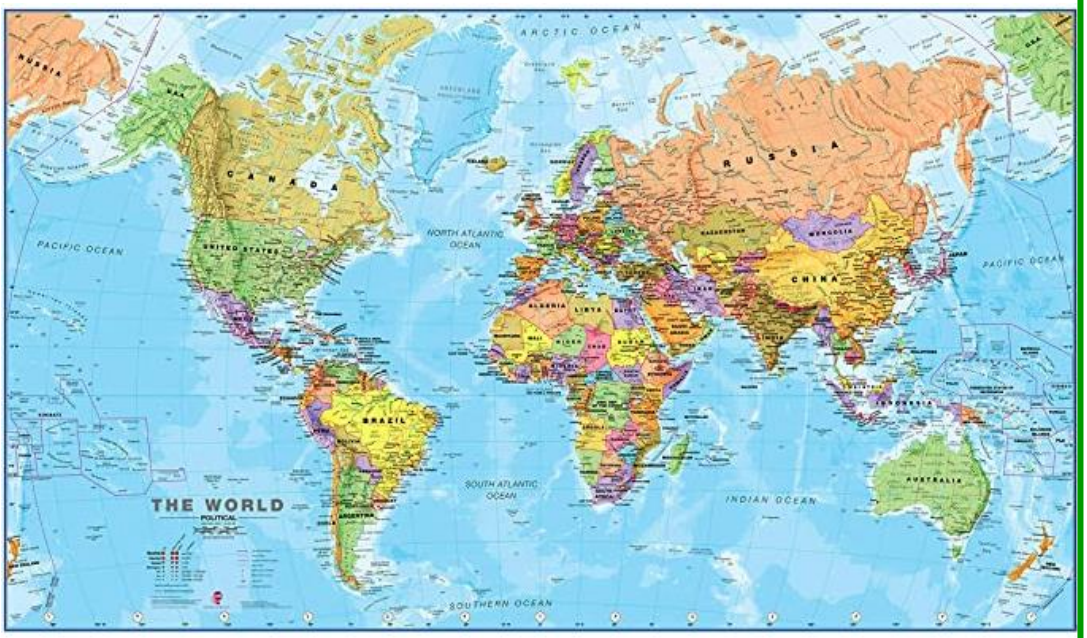

International markets

Campaign 2025/2026

From September 1st 2025 to May 6, 2026

International prices

($/tonnes)

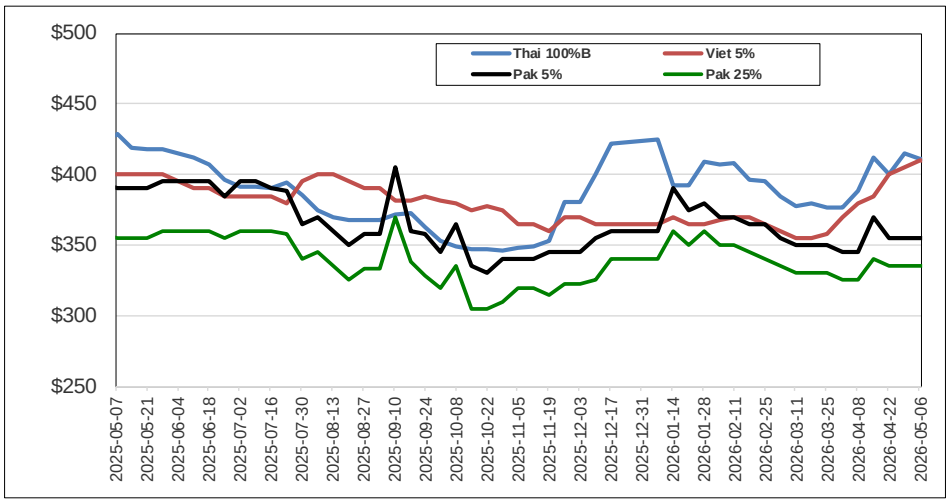

Weekly prices

Milled rice international FOB quotes		
Exchange rate	*€1 =*	*$1.1762*
Asian Markets	**$/t**	**€/t**
Thai 100%B	411	349
Vietnam 5%	410	349
India 5%	350	298
Pakistan 5%	355	302
Pakistan 25%	335	285
Myanmar 5%	390	332
Pakistan Basmati S. Kernel	1,170	995
Pusa Basmati India	1,050	893
Other Markets	**$/t**	**€/t**
Uruguay 5%	500	425
Argentina 5%	410	349
Brazil Type 1	470	400
USA LG 2/4% Fob Laredo TX	575	489
California MG 1/4% - Med -	880	748