Rice sector and trade News



Year 16°- n. 179
October 2026
Editor in chief
Dr. Roberto Magnaghi

News

CAP 2028–2034: Brussels Redefines the Profile of the Farmer

(Source: www.terraevita.edagricole.it)

The CAP of the future is beginning to take shape in the details which, more than grand political statements, will ultimately have a tangible impact on the lives of European farms.

In Brussels, the debate is shifting to defining who can be considered an “active farmer” in every sense of the term, while in the background remain the crises that are putting pressure on the sector: drought, adverse weather events, production costs, and market crises.

This is the picture emerging from the preparatory work of the Agriculture Council, which met on September 28 to discuss the post-2027 CAP regulations, the drought situation across the EU, the reform of the Common Market Organization (CMO), and the possible use of the agricultural reserve to support the olive oil sector.

The Irish Presidency has put forward a new proposal to define the “active farmer” in the 2028-2034 CAP. The stated objective is to ensure continuity with the current architecture of the Strategic Plans, while leaving Member States significant leeway in the concrete definition of agricultural activity and eligible land areas.

According to the text, an active farmer should carry out at least a minimum level of agricultural activity, without this excluding those who engage in agriculture on a part-time basis or as part of a “multi-activity” arrangement.

Access may be determined by various criteria: income level, employment within the farm, the purpose of the business, or the registration of agricultural activities in national or regional registries. Member States may also use one or more of these criteria, including through negative lists that exclude certain categories of beneficiaries.

The definition is expected to apply to various forms of support, ranging from area-based income payments and coupled support to measures for areas subject to natural constraints, risk management tools, and crisis measures.

A simplified threshold is provided for small beneficiaries: those who received no more than 5,000 euros in certain CAP payments in the previous year could be automatically considered active farmers.

Link to the full article: **Full article**

Basmati or not Basmati?
EU pressure is mounting to strip Basmati of its distinctive identity

(Source: www.ansmediagroup.com)

Given the lenght of this news story, we are providing only the link to the English-language article: **News**

An Italian translation is available at the following link: **News in Italian**

Food Safety

Rapid Alert System

- A border rejection notification was sent by France concerning Clothianidin (0.022 ± 0.011 mg/kg - ppm) in rice from Pakistan.
- A border rejection notification was sent by France concerning Thiamethoxam (0.036 ± 0.018 mg/kg - ppm) e Tricyclazole (0,15 ± 0,075 mg/kg - ppm) in rice from India.



Italian market

Campaign 2026/2027

From September 1st to 29, 2026

Paddy rice transfers

(in tonnes)

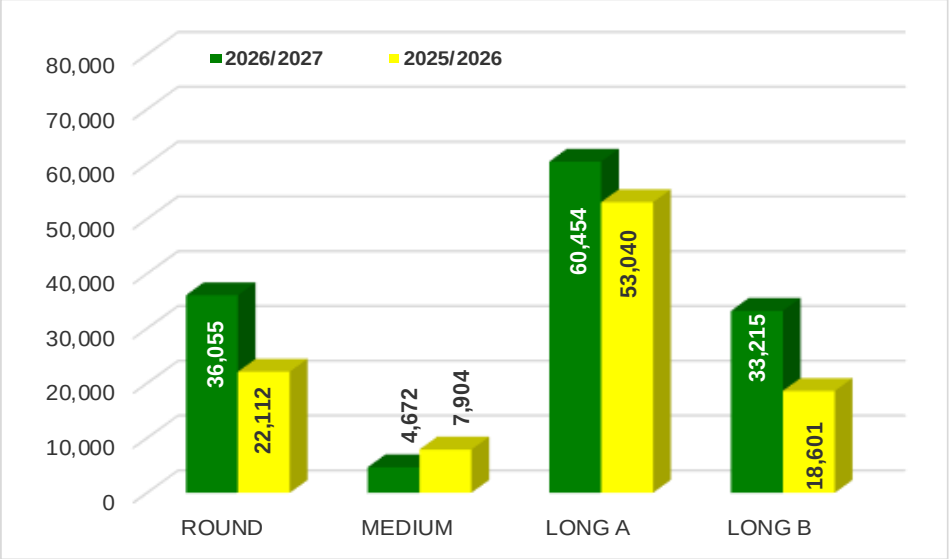

This week, producers transferred 37,747 tonnes, including: 15,056 tonnes of "long A," 13,443 tonnes of "round," 7,743 tonnes of "long B," and 1,505 tonnes of "medium," bringing the total for the season to 134,396 tonnes.
Compared to a year ago, transfers are up by 32,739 tonnes (+32%).

Paddy prices Vercelli (€/t)

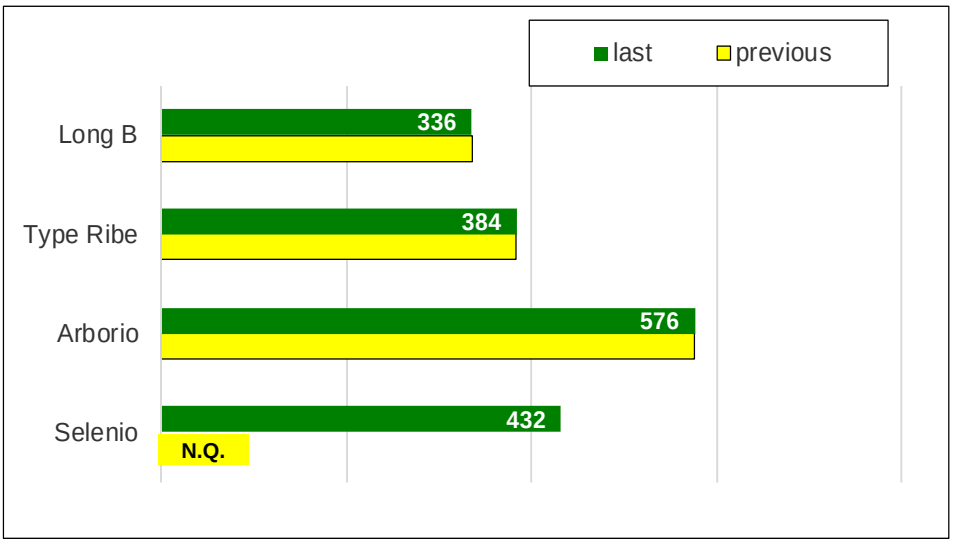

The following are the prices recorded during the last two weeks of September at the Vercelli Commodity Exchange.

Import: husked + milled

tonnes in milled rice equivalent

(Source: MAECI Agrim Licences)

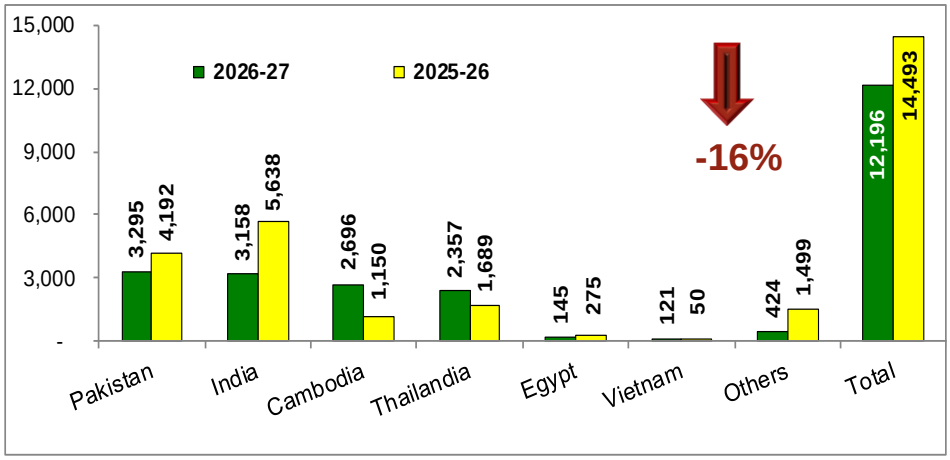

Overall, import volumes totaled 12,196 tonnes, marking a decrease of 2,297 tonnes (-16%) compared to the previous marketing year.

53% of imports consisted of rice from Pakistan and India, which recorded declines of 21% and 44%, respectively, while imports from Cambodia and Thailand increased by 134% and 40%.

Export: husked + milled

tonnes in milled rice equivalent

(Source: ENTE RISI Declaration)

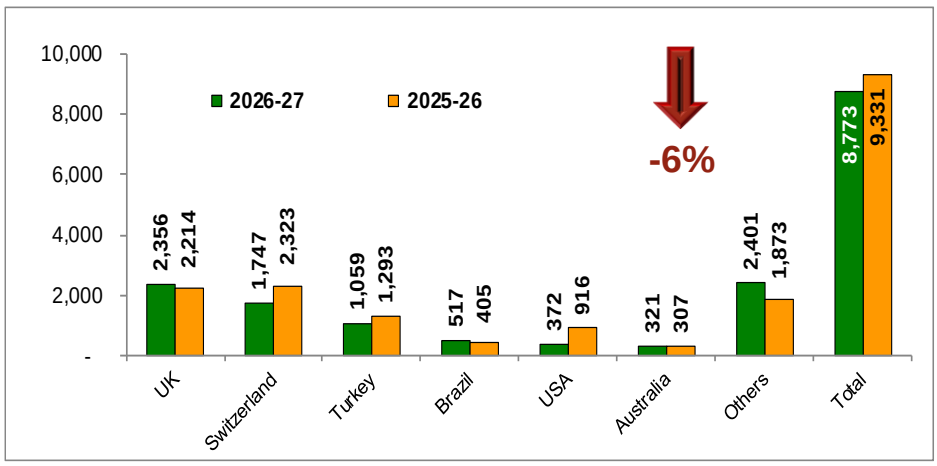

Exports totaled 8,773 tonnes, compared with 9,331 tonnes in the previous marketing year, marking a decrease of 558 tonnes (-6%).

Exports to the United Kingdom rose slightly (+142 t; +6%), while exports to Switzerland (-576 t; -25%), Turkey (-234 t; -18%), and the United States (-544 t; -59%) declined.



European Union market

Campaign 2026/2027

From September 1st to 29, 2026

Import EU

(in tonnes)

Category	Type	Marketin year 2026/2027 1/9/2026 - 29/9/2026		Marketin year 2025/2026 1/9/2025 - 24/9/2025		Diff. *(milled eq.)*	%
		Quantity	Milled equivalent	Quantity	Milled equivalent		
Husked	Indica	38,342	26,456	56,961	39,303	-12,847	-33%
Husked	Japonica	256	182	8,266	6,252	-6,070	-97%
TOTAL		**38,598**	**26,638**	**65,227**	**45,555**	**-18,917**	**-41.5%**
Semi-milled	Indica	2,256	2,104	1,298	1,211	893	74%
Semi-Milled	Japonica	1,288	1,202	1,377	1,286	-84	-7%
TOTAL		**3,544**	**3,306**	**2,675**	**2,497**	**809**	**32%**
Milled	Indica	59,675	59,675	65,791	65,791	-6,116	-9%
Milled	Japonica	6,961	6,961	9,963	9,963	-3,002	-30%
TOTAL		**66,636**	**66,636**	**75,754**	**75,754**	**-9,118**	**-12%**
TOTAL			**96,580**		**123,806**	**-27,226**	**-22%**
Brokens			13,313		22,677	-9,364	-41%

Imports into the European Union totalled 96,580 tonnes, in milled rice equivalent, representing a fall of 27,226 tonnes (-22%) compared with the figure recorded a year ago.

Imports of husked rice, totalling 38,598 tonnes (as received), fell by 41%, whilst imports of semi-milled rice, totalling 3,544 tonnes (as received), rose by 32%.

Licences issued for milled rice stood at 66,636 tonnes, down by 12%.

As regards exports, the Commission has not yet provided any update.

Basmati husked rice imports

('000 tonnes)

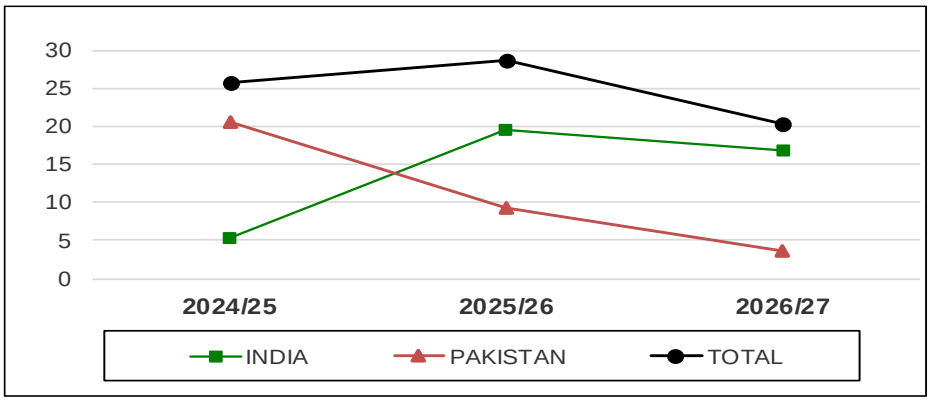

Import licences for husked Basmati rice have been issued for a total of 20,413 tonnes, down by 8,358 tonnes (-29%) compared with a year ago.

Imports of Pakistani rice, totalling 3,607 tonnes, fell by 5,606 tonnes (-61%), whilst imports of Indian rice, at 16,806 tonnes, were down by 2,752 tonnes (-14%).



International markets

Data for the last year, updated as at

September 30, 2026

International prices

($/tonnes)

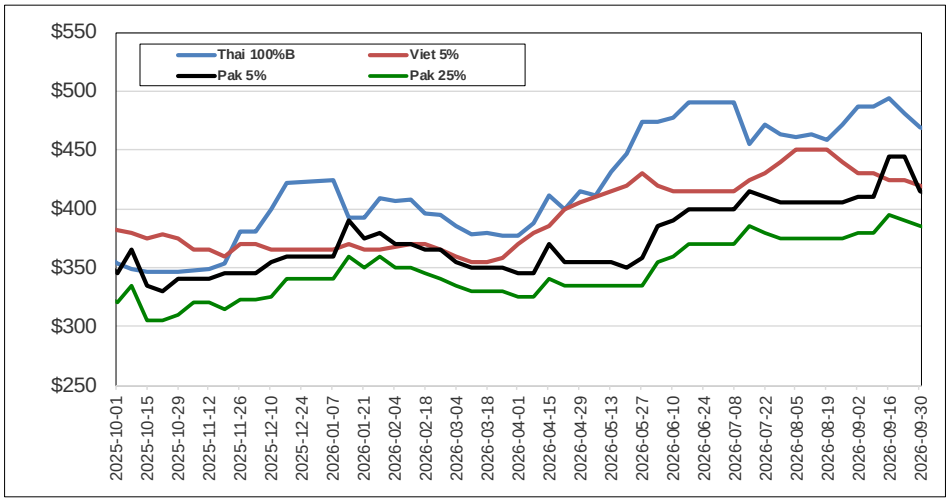

Weekly prices

Milled rice international FOB quotes		
Exchange rate	*€1 =*	*$1.1411*
Asian Markets	**$/t**	**€/t**
Thai 100%B	469	411
Vietnam 5%	420	368
India 5%	385	337
Pakistan 5%	415	364
Pakistan 25%	385	337
Myanmar 5%	460	403
Pakistan Basmati S. Kernel	1,080	946
Pusa Basmati India	1,050	920
Other Markets	**$/t**	**€/t**
Uruguay 5%	585	513
Argentina 5%	550	482
Brazil Type 1	600	526
USA LG 2/4% Fob Laredo TX	775	679
California MG 1/4% - Med -	920	806