

Trade monitoring through customs surveillance data

Weekly Taxud data (imports and exports) are also available on Agri-food Data Portal on Europa webpage
<https://agridata.ec.europa.eu/extensions/DataPortal/rice.html>

The TAXUD surveillance system ("customs surveillance") records and centralizes all trade data (import and exports) directly from the national customs authorities on a daily basis. For each transaction, the stored data contain the information available on the Single Administrative Document (SAD), including the volume and origin of the consignment. As the surveillance system does not include intra-trade data, the UK data as EU partner can't be displayed before 1/01/2021. The data as of 1/01/2021 is therefore not comparable with the data until 31/12/2020.

According to Art.55(2) of Commission Implementing Regulation (EU) 2015/2447, the customs authorities shall provide the Commission at least once a week with data on customs declarations for the goods that have been made subject to surveillance at release for free circulation or at export.

The "customs surveillance" data provide actual and prompt information about the trade (import/export) transaction in terms of volume and origin or destination. The European Commission aims to improve data quality and provide as recent and accurate information as possible. However, Surveillance data are created on the basis of declarations that may be modified, corrected or deleted. Additionally, the legal basis (Regulation (EU) 2015/2447) allows that on specific occasions declaration data may be forwarded with a delay. Therefore, it cannot be guaranteed that information provided is free of errors or that it will not be amended. The European Commission accepts no responsibility with regard to such problems incurred as a result of using these data.

* The United Kingdom is no longer a Member State of the European Union, however until the end of the transition period was still a part of the EU Customs Union. Due to the absence of intra-trade data in the surveillance system, the total of the EU trade data therefore also include the UK trade until 31/12/2020. The data as of 1/01/2021 is therefore not comparable with the data until 31/12/2020.

Publication of data

This report is published on a weekly basis. **In case of a technical issue or another constraint causing delay of the publication, please note that the next upload will be done in the coming days at 12h or 16h.**

The data are expressed in quantity of the product itself, unless otherwise stated
 Below the specifications of the products included in the report

Product Type	CN code	Conversion factor milled equivalent
Paddy	Indica 1006 10 79 <i>(until 31/12/2016: 1006 10 27; 1006 10 98)</i>	0.552
	1006 10 50 <i>(until 31/12/2016: 1006 10 23; 1006 1094) ;</i>	0.552
	Japonica 1006 10 71 <i>(until 31/12/2016: 1006 1025; 1006 1096)</i>	
	1006 10 30 <i>(until 31/12/2016: 1006 10 21; 1006 10 92)</i>	0.62
Husked	Indica 1006 20 17; 1006 20 98	0.69
	1006 20 13; 1006 20 15; 1006 20 94; 1006 20 96	0.69
	Japonica 1006 20 11; 1006 20 92	0.775
Milled & semi- milled	Indica 1006 30 27; 1006 30 48	0.93284
	1006 30 67; 1006 30 98	1
	1006 30 23; 1006 30 25; 1006 30 44; 1006 30 46	0.93284
	Japonica 1006 30 21; 1006 30 42	0.93897
	1006 30 61; 1006 30 63; 1006 30 65; 1006 30 92; 1006 30 94; 1006 30 96	1

Changes in the report

as of 09/07/2018:

- the weekly reference period is from Monday to Sunday (compared to Wednesday to Tuesday previously)
- calendar of marketing year weeks is added
- for 2018/19 and 2019/20 marketing year, data for weeks 1 and 2 are aggregated and shown as week 2

as of 10/02/2020:

- the report includes export data. Historical data are available since 1/09/2017

Calendar of Marketing Year weeks

Week	2020/21		2021/22		2022/23	
	Start	End	Start	End	Start	End
1	01/09/2020	06/09/2020	01/09/2021	05/09/2021	01/09/2022	04/09/2022
2	07/09/2020	13/09/2020	06/09/2021	12/09/2021	05/09/2022	11/09/2022
3	14/09/2020	20/09/2020	13/09/2021	19/09/2021	12/09/2022	18/09/2022
4	21/09/2020	27/09/2020	20/09/2021	26/09/2021	19/09/2022	25/09/2022
5	28/09/2020	04/10/2020	27/09/2021	03/10/2021	26/09/2022	02/10/2022
6	05/10/2020	11/10/2020	04/10/2021	10/10/2021	03/10/2022	09/10/2022
7	12/10/2020	18/10/2020	11/10/2021	17/10/2021	10/10/2022	16/10/2022
8	19/10/2020	25/10/2020	18/10/2021	24/10/2021	17/10/2022	23/10/2022
9	26/10/2020	01/11/2020	25/10/2021	31/10/2021	24/10/2022	30/10/2022
10	02/11/2020	08/11/2020	01/11/2021	07/11/2021	31/10/2022	06/11/2022
11	09/11/2020	15/11/2020	08/11/2021	14/11/2021	07/11/2022	13/11/2022
12	16/11/2020	22/11/2020	15/11/2021	21/11/2021	14/11/2022	20/11/2022
13	23/11/2020	29/11/2020	22/11/2021	28/11/2021	21/11/2022	27/11/2022
14	30/11/2020	06/12/2020	29/11/2021	05/12/2021	28/11/2022	04/12/2022
15	07/12/2020	13/12/2020	06/12/2021	12/12/2021	05/12/2022	11/12/2022
16	14/12/2020	20/12/2020	13/12/2021	19/12/2021	12/12/2022	18/12/2022
17	21/12/2020	27/12/2020	20/12/2021	26/12/2021	19/12/2022	25/12/2022
18	28/12/2020	03/01/2021	27/12/2021	02/01/2022	26/12/2022	01/01/2023
19	04/01/2021	10/01/2021	03/01/2022	09/01/2022	02/01/2023	08/01/2023
20	11/01/2021	17/01/2021	10/01/2022	16/01/2022	09/01/2023	15/01/2023
21	18/01/2021	24/01/2021	17/01/2022	23/01/2022	16/01/2023	22/01/2023
22	25/01/2021	31/01/2021	24/01/2022	30/01/2022	23/01/2023	29/01/2023
23	01/02/2021	07/02/2021	31/01/2022	06/02/2022	30/01/2023	05/02/2023
24	08/02/2021	14/02/2021	07/02/2022	13/02/2022	06/02/2023	12/02/2023
25	15/02/2021	21/02/2021	14/02/2022	20/02/2022	13/02/2023	19/02/2023
26	22/02/2021	28/02/2021	21/02/2022	27/02/2022	20/02/2023	26/02/2023
27	01/03/2021	07/03/2021	28/02/2022	06/03/2022	27/02/2023	05/03/2023
28	08/03/2021	14/03/2021	07/03/2022	13/03/2022	06/03/2023	12/03/2023
29	15/03/2021	21/03/2021	14/03/2022	20/03/2022	13/03/2023	19/03/2023
30	22/03/2021	28/03/2021	21/03/2022	27/03/2022	20/03/2023	26/03/2023
31	29/03/2021	04/04/2021	28/03/2022	03/04/2022	27/03/2023	02/04/2023
32	05/04/2021	11/04/2021	04/04/2022	10/04/2022	03/04/2023	09/04/2023
33	12/04/2021	18/04/2021	11/04/2022	17/04/2022	10/04/2023	16/04/2023
34	19/04/2021	25/04/2021	18/04/2022	24/04/2022	17/04/2023	23/04/2023
35	26/04/2021	02/05/2021	25/04/2022	01/05/2022	24/04/2023	30/04/2023
36	03/05/2021	09/05/2021	02/05/2022	08/05/2022	01/05/2023	07/05/2023
37	10/05/2021	16/05/2021	09/05/2022	15/05/2022	08/05/2023	14/05/2023
38	17/05/2021	23/05/2021	16/05/2022	22/05/2022	15/05/2023	21/05/2023
39	24/05/2021	30/05/2021	23/05/2022	29/05/2022	22/05/2023	28/05/2023
40	31/05/2021	06/06/2021	30/05/2022	05/06/2022	29/05/2023	04/06/2023
41	07/06/2021	13/06/2021	06/06/2022	12/06/2022	05/06/2023	11/06/2023
42	14/06/2021	20/06/2021	13/06/2022	19/06/2022	12/06/2023	18/06/2023
43	21/06/2021	27/06/2021	20/06/2022	26/06/2022	19/06/2023	25/06/2023
44	28/06/2021	04/07/2021	27/06/2022	03/07/2022	26/06/2023	02/07/2023
45	05/07/2021	11/07/2021	04/07/2022	10/07/2022	03/07/2023	09/07/2023
46	12/07/2021	18/07/2021	11/07/2022	17/07/2022	10/07/2023	16/07/2023
47	19/07/2021	25/07/2021	18/07/2022	24/07/2022	17/07/2023	23/07/2023
48	26/07/2021	01/08/2021	25/07/2022	31/07/2022	24/07/2023	30/07/2023
49	02/08/2021	08/08/2021	01/08/2022	07/08/2022	31/07/2023	06/08/2023
50	09/08/2021	15/08/2021	08/08/2022	14/08/2022	07/08/2023	13/08/2023
51	16/08/2021	22/08/2021	15/08/2022	21/08/2022	14/08/2023	20/08/2023
52	23/08/2021	29/08/2021	22/08/2022	28/08/2022	21/08/2023	27/08/2023
53	30/08/2021	31/08/2021	29/08/2022	31/08/2022	28/08/2023	31/08/2023

Imports

Cumul of week 1 to 40

		EU *		EU *		EU + UK	
		01/09/2022 - 03/06/2023		01/09/2021 - 05/06/2022		01/09/2020 - 06/06/2021	
		Export	Import	Export	Import	Export	Import
<i>(tonnes milled equivalent)</i>							
Paddy	Indica	280	7,475	225	13,973	27	28,096
	Japonica	21,799	172	1,072	41	19,087	240
	Total paddy	22,079	7,647	1,297	14,013	19,114	28,335
Husked	Indica	11,911	308,663	5,883	359,080	4,128	398,837
	Japonica	10,839	57,682	6,665	38,576	9,254	18,499
	Total husked	22,750	366,345	12,549	397,655	13,381	417,335
Milled & semi-milled	Indica	72,350	550,259	79,952	486,357	56,937	358,734
	Japonica	154,400	183,736	171,783	220,301	156,099	140,212
	Total milled	226,750	733,995	251,734	706,658	213,037	498,946
General Total		271,579	1,107,986	265,580	1,118,327	245,532	944,617
Broken	Total broken	11,327	389,041	9,262	449,519	6,551	243,286

* The United Kingdom is no longer a Member State of the European Union, however until the end of the transition period was still a part of the EU Customs Union. Due to the absence of intra-trade data in the surveillance system, the total of the EU trade data therefore also include the UK trade until 31/12/2020. The data as of 1/01/2021 is therefore not comparable with the data until 31/12/2020.

Import (tonnes milled equivalent)	Paddy			Husked			Milled & semi-milled			Total			Broken
	Indica	Japonica	Total	Indica	Japonica	Total	Indica	Japonica	Total	Indica	Japonica	Total	Total
BE	173	2	175	54,222	177	54,399	41,082	7,535	48,616	95,476	7,714	103,190	260,422
BG				55	44,792	44,847	2,625	29,001	31,626	2,680	73,793	76,473	963
CZ				195	29	225	31,879	4,335	36,215	32,075	4,365	36,439	1,027
DK		1	1	1,726	145	1,871	4,739	1,266	6,004	6,465	1,411	7,876	22
DE		2	2	2,598	189	2,787	31,998	11,003	43,001	34,596	11,195	45,791	909
EE					3	3	394	284	678	394	287	682	
IE		4	4	139	327	466	4,646	2,333	6,979	4,785	2,664	7,449	19
EL				502		502	8,320	4,233	12,553	8,822	4,233	13,055	48
ES	1	149	150	81,672	1,874	83,545	18,008	45,855	63,863	99,680	47,878	147,558	30,643
FR	7,294	1	7,295	25,636	125	25,761	121,643	13,878	135,521	154,573	14,004	168,577	20,300
HR				3	5	8	2,338	492	2,829	2,341	496	2,837	
IT				29,083	6,493	35,576	58,881	7,125	66,006	87,964	13,618	101,582	7,008
CY				47	2	49	3,387	583	3,970	3,434	585	4,019	9
LV				35		35	1,514	238	1,752	1,548	238	1,787	
LT				190		190	7,986	1,645	9,631	8,176	1,645	9,821	2,500
LU													
HU				45		45	5,070	199	5,269	5,115	199	5,314	
MT				16	8	23	1,826	712	2,538	1,842	719	2,561	146
NL	4	6	10	53,892	2,739	56,631	107,254	11,087	118,341	161,150	13,832	174,982	47,882
AT				25	5	29	2,319	1,979	4,298	2,344	1,984	4,328	577
PL				2,355	419	2,774	48,563	10,569	59,132	50,918	10,989	61,906	5,950
PT	2		2	55,938		55,938	9,072	7,248	16,320	65,012	7,248	72,260	9,458
RO				35		35	5,519	13,842	19,361	5,554	13,842	19,396	250
SI				46		46	9,481	1,891	11,372	9,527	1,891	11,418	130
SK							74	20	94	74	20	94	
FI				4		4	2,472	839	3,311	2,476	840	3,316	228
SE				107	7	115	17,647	5,443	23,090	17,755	5,450	23,205	514
XI	1	8	9	99	341	440	1,523	99	1,622	1,624	447	2,071	35
EU *	7,475	172	7,647	308,663	57,682	366,345	550,259	183,736	733,995	866,397	241,590	1,107,986	389,041

* The United Kingdom is no longer a Member State of the European Union, however until the end of the transition period was still a part of the EU Customs Union. Due to the absence of intra-trade data in the surveillance system, the total of the EU trade data therefore also include the UK trade until 31/12/2020. The data as of 1/01/2021 is therefore not comparable with the data until 31/12/2020.

Top 5 import origins* - (update of 04 Jun 2023)

Paddy-Indica				
Origin	MY 2022/23		MY 2021/22	
	tonnes	share	tonnes	share
Guyana	7,465	99.9%	13,969	100.0%

Paddy-Japonica				
Origin	MY 2022/23		MY 2021/22	
	tonnes	share	tonnes	share
Morocco	149	86.6%	-----	-----
United Kingdom	8	4.5%	8	20.9%

Total Paddy				
Origin	MY 2022/23		MY 2021/22	
	tonnes	share	tonnes	share
Guyana	7,465	97.6%	13,969	99.7%
Morocco	149	1.9%	-----	-----
United Kingdom	9	0.1%	10	0.1%

Husked-Indica				
Origin	MY 2022/23		MY 2021/22	
	tonnes	share	tonnes	share
Pakistan	93,164	30.2%	150,638	42.0%
India	53,121	17.2%	21,217	5.9%
Uruguay	47,461	15.4%	42,562	11.9%
Guyana	43,454	14.1%	43,701	12.2%
Argentina	27,868	9.0%	40,770	11.4%

Husked-Japonica				
Origin	MY 2022/23		MY 2021/22	
	tonnes	share	tonnes	share
China	44,762	77.6%	26,059	67.6%
Vietnam	4,292	7.4%	1,182	3.1%
Australia	2,608	4.5%	28	0.1%
Cambodia	2,207	3.8%	656	1.7%
Myanmar	1,582	2.7%	6,591	17.1%

Total Husked				
Origin	MY 2022/23		MY 2021/22	
	tonnes	share	tonnes	share
Pakistan	93,247	25.5%	150,946	38.0%
India	54,099	14.8%	23,561	5.9%
Uruguay	47,461	13.0%	42,621	10.7%
China	44,826	12.2%	26,116	6.6%
Guyana	43,630	11.9%	43,820	11.0%

Milled & semi-milled-Indica				
Origin	MY 2022/23		MY 2021/22	
	tonnes	share	tonnes	share
Myanmar	124,991	22.7%	66,009	13.6%
Cambodia	124,092	22.6%	111,928	23.0%
Thailand	102,423	18.6%	117,307	24.1%
Pakistan	80,006	14.5%	65,343	13.4%
India	71,498	13.0%	57,930	11.9%

Milled & semi-milled-Japonica				
Origin	MY 2022/23		MY 2021/22	
	tonnes	share	tonnes	share
Myanmar	99,607	54.2%	147,249	66.8%
Vietnam	17,058	9.3%	15,871	7.2%
China	11,819	6.4%	814	0.4%
United States of America	11,261	6.1%	17,960	8.2%
Cambodia	10,690	5.8%	10,089	4.6%

Total Milled & semi-milled				
Origin	MY 2022/23		MY 2021/22	
	tonnes	share	tonnes	share
Myanmar	224,598	30.6%	213,258	30.2%
Cambodia	134,782	18.4%	122,017	17.3%
Thailand	109,977	15.0%	125,064	17.7%
Pakistan	88,242	12.0%	71,124	10.1%
India	81,113	11.1%	65,739	9.3%

Broken-				
Origin	MY 2022/23		MY 2021/22	
	tonnes	share	tonnes	share
Myanmar	269,453	69.3%	330,672	73.6%
Brazil	37,129	9.5%	8,157	1.8%
Cambodia	20,490	5.3%	21,426	4.8%
Thailand	14,846	3.8%	16,347	3.6%
Argentina	13,566	3.5%	925	0.2%

* The United Kingdom is no longer a Member State of the European Union, however until the end of the transition period was still a part of the EU Customs Union. Due to the absence of intra-trade data in the surveillance system, the total of the EU trade data therefore also include the UK trade until 31/12/2020. The data as of 1/01/2021 is therefore not comparable with the data until 31/12/2020.

Exports

Situation at 04/06/2023

Marketing year 2022 - 2023

Week 1 to 40 from 01/09/2022 to 03/06/2023

Summary

Export (tonnes milled equivalent)	Paddy			Husked			Milled & semi-milled			Total			Broken
	Indica	Japonica	Total	Indica	Japonica	Total	Indica	Japonica	Total	Indica	Japonica	Total	Total
BE	1	9	10	2,328	4	2,332	16,933	917	17,850	19,262	929	20,192	1,220
BG	156	21,330	21,486	7	3,715	3,722	126	5,000	5,126	289	30,045	30,334	
CZ							1,827	203	2,031	1,827	203	2,031	
DK	3		3	73	33	106	318	293	611	394	327	721	
DE	2	9	11	59	39	98	418	1,037	1,454	479	1,084	1,564	13
EE					1	1	22	1	23	22	2	24	
IE							9	47	56	9	47	56	
EL				753	2,547	3,301	1,362	30,011	31,373	2,115	32,558	34,674	959
ES	18	103	122	5,328	388	5,716	13,462	21,189	34,651	18,808	21,681	40,489	4,674
FR		77	77	165	48	214	1,175	525	1,700	1,341	650	1,991	16
HR				1	1	1	709	8	717	710	9	718	
IT	6	123	129	1,218	3,799	5,017	14,520	80,791	95,311	15,744	84,714	100,458	2,567
CY													
LV				2	2	4	26	5	30	28	6	35	
LT				90	1	90	7,967	332	8,299	8,057	332	8,389	682
LU							1	1	3	1	1	3	
HU		28	28	7		7	9	397	406	17	424	441	
MT							52	14	66	52	14	66	
NL	93	107	200	1,497	153	1,651	10,062	1,555	11,616	11,652	1,816	13,467	194
AT				1	1	2	16	26	42	18	27	45	
PL		4	5	118	17	136	1,467	368	1,835	1,586	390	1,975	161
PT		7	7	180	23	203	1,161	9,817	10,978	1,341	9,848	11,189	775
RO				10	55	64	165	1,390	1,555	174	1,445	1,620	63
SI				25	8	33	136	323	459	160	331	491	
SK							1	17	18	1	17	18	
FI													
SE		1	1	48	2	51	405	133	538	453	136	590	3
XI													
EU *	280	21,799	22,079	11,911	10,839	22,750	72,350	154,400	226,750	84,541	187,038	271,579	11,327

* The United Kingdom is no longer a Member State of the European Union, however until the end of the transition period was still a part of the EU Customs Union. Due to the absence of intra-trade data in the surveillance system, the total of the EU trade data therefore also include the UK trade until 31/12/2020. The data as of 1/01/2021 is therefore not comparable with the data until 31/12/2020.

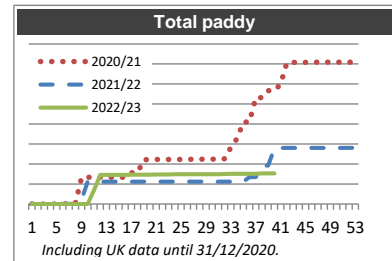
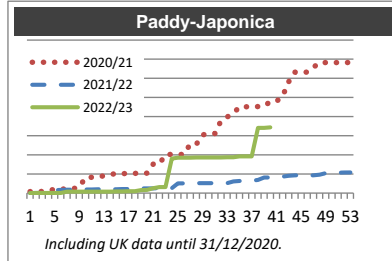
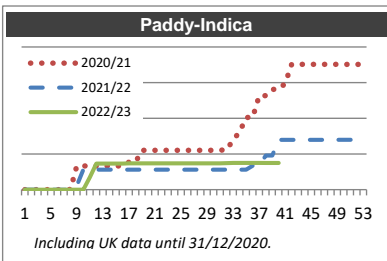
Week 1 to 40 from 01/09/2022 to 03/06/2023

(tonnes milled equivalent)

Paddy-Indica			
week	2020/21	2021/22	2022/23
1	0	0	0
2	0	0	0
3	0	0	0
4	0	0	0
5	0	2	0
6	1	2	0
7	14	2	0
8	14	2	0
9	6,640	1,107	0
10	6,640	5,568	0
11	6,640	5,568	3,483
12	6,640	5,568	7,292
13	6,640	5,568	7,292
14	6,640	5,568	7,292
15	6,640	5,568	7,292
16	6,640	5,568	7,292
17	7,747	5,568	7,340
18	7,747	5,568	7,340
19	11,045	5,568	7,340
20	11,045	5,568	7,343
21	11,045	5,568	7,343
22	11,045	5,568	7,343
23	11,045	5,568	7,343
24	11,045	5,568	7,343
25	11,045	5,568	7,343
26	11,045	5,568	7,343
27	11,045	5,568	7,343
28	11,045	5,568	7,344
29	11,045	5,568	7,344
30	11,046	5,568	7,344
31	11,109	5,568	7,344
32	11,110	5,568	7,402
33	13,979	5,568	7,471
34	16,132	5,569	7,471
35	20,268	5,569	7,473
36	20,268	6,673	7,473
37	26,357	6,673	7,473
38	26,357	9,551	7,475
39	28,096	9,551	7,475
40	28,096	13,973	7,475
41	29,752	13,973	
42	35,112	13,973	
43	35,112	13,973	
44	35,112	13,973	
45	35,112	13,973	
46	35,112	13,973	
47	35,112	13,974	
48	35,112	13,974	
49	35,115	13,974	
50	35,116	13,974	
51	35,116	13,974	
52	35,116	13,974	
53	35,116	13,974	

Paddy-Japonica			
week	2020/21	2021/22	2022/23
1	4	0	0
2	4	0	0
3	4	0	0
4	7	0	0
5	10	8	0
6	11	8	0
7	11	9	4
8	12	9	4
9	15	10	4
10	41	10	4
11	41	10	4
12	42	10	4
13	46	10	4
14	48	10	4
15	51	10	4
16	51	11	4
17	51	11	5
18	52	11	5
19	52	12	8
20	52	12	8
21	76	12	13
22	76	13	16
23	101	13	16
24	101	13	90
25	101	25	93
26	101	25	93
27	128	26	93
28	128	26	93
29	152	26	93
30	155	26	93
31	156	26	93
32	189	26	93
33	199	26	94
34	209	30	94
35	225	32	96
36	226	32	96
37	226	32	96
38	226	34	170
39	227	41	170
40	240	41	172
41	240	41	
42	253	43	
43	291	45	
44	316	46	
45	316	46	
46	316	47	
47	329	47	
48	341	48	
49	341	52	
50	341	52	
51	341	53	
52	341	54	
53	341	54	

Total paddy			
week	2020/21	2021/22	2022/23
1	4	0	0
2	4	0	0
3	4	0	0
4	7	0	0
5	10	10	0
6	12	10	0
7	25	11	4
8	26	11	4
9	6,654	1,116	4
10	6,680	5,577	4
11	6,681	5,577	3,487
12	6,682	5,578	7,296
13	6,685	5,578	7,296
14	6,688	5,578	7,296
15	6,691	5,578	7,296
16	6,691	5,579	7,296
17	7,798	5,579	7,345
18	7,799	5,579	7,345
19	11,097	5,580	7,348
20	11,097	5,580	7,351
21	11,121	5,580	7,356
22	11,121	5,581	7,359
23	11,146	5,581	7,359
24	11,146	5,581	7,433
25	11,146	5,593	7,436
26	11,146	5,593	7,436
27	11,173	5,594	7,436
28	11,173	5,594	7,437
29	11,198	5,594	7,437
30	11,201	5,594	7,437
31	11,264	5,594	7,437
32	11,299	5,594	7,495
33	14,178	5,595	7,564
34	16,341	5,599	7,565
35	20,493	5,600	7,569
36	20,493	6,704	7,569
37	26,583	6,704	7,569
38	26,583	9,586	7,646
39	28,323	9,592	7,646
40	28,335	14,013	7,647
41	29,991	14,013	
42	35,366	14,016	
43	35,404	14,018	
44	35,429	14,019	
45	35,429	14,019	
46	35,429	14,019	
47	35,441	14,020	
48	35,453	14,022	
49	35,456	14,025	
50	35,457	14,025	
51	35,457	14,027	
52	35,457	14,028	
53	35,457	14,028	



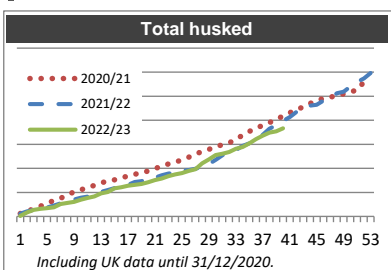
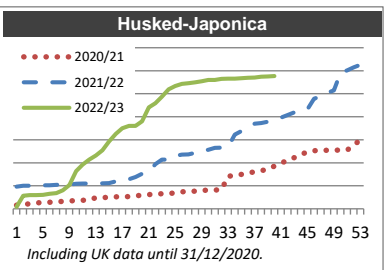
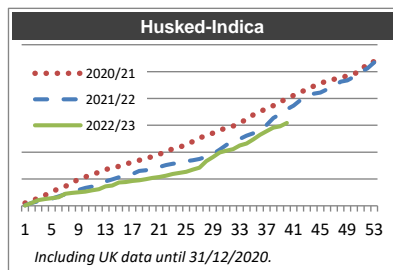
Week 1 to 40 from 01/09/2022 to 03/06/2023

(tonnes milled equivalent)

Husked-Indica			
week	2020/21	2021/22	2022/23
1	10,411	1,616	1,030
2	21,240	11,065	10,683
3	27,266	17,195	20,925
4	39,601	21,145	25,259
5	52,810	27,338	28,437
6	63,494	35,015	31,554
7	72,628	43,525	45,118
8	84,356	52,389	47,873
9	99,962	59,684	50,194
10	107,816	66,963	52,898
11	115,004	71,847	58,085
12	125,920	82,454	62,068
13	134,586	90,911	72,759
14	142,231	98,186	75,924
15	146,935	106,266	87,211
16	156,158	111,499	88,388
17	162,152	118,796	92,450
18	169,381	129,889	95,275
19	177,972	132,588	99,054
20	182,649	139,584	103,678
21	191,773	144,776	107,523
22	203,337	151,958	111,795
23	211,578	156,949	118,953
24	218,560	159,885	122,671
25	228,087	166,760	126,613
26	239,226	169,552	134,485
27	253,202	174,658	141,823
28	261,255	182,299	166,072
29	270,845	193,325	181,602
30	282,132	209,665	199,027
31	289,656	227,609	204,975
32	297,065	238,781	211,325
33	308,746	249,299	224,622
34	322,069	260,956	232,296
35	339,087	270,525	247,794
36	350,050	279,012	264,634
37	363,262	302,067	278,571
38	373,383	327,214	291,522
39	386,548	341,856	296,142
40	398,837	359,080	308,663
41	411,323	373,457	
42	424,479	393,619	
43	432,429	401,207	
44	445,933	417,839	
45	455,417	421,604	
46	466,324	433,832	
47	470,837	443,525	
48	476,998	462,393	
49	484,152	466,976	
50	492,004	480,884	
51	500,728	499,185	
52	532,096	512,171	
53	537,183	533,978	

Husked-Japonica			
week	2020/21	2021/22	2022/23
1	1,569	9,621	843
2	1,939	9,983	5,682
3	2,167	10,046	5,916
4	2,553	10,170	6,003
5	2,718	10,204	6,050
6	2,818	10,221	6,497
7	3,060	10,366	6,833
8	3,196	10,476	8,066
9	3,444	10,516	10,295
10	3,616	10,879	16,362
11	3,649	10,976	19,200
12	3,838	11,001	21,404
13	4,818	11,036	23,183
14	4,904	11,070	25,423
15	4,963	11,143	29,256
16	5,243	11,899	32,577
17	5,291	12,802	35,019
18	5,300	12,826	36,012
19	5,686	13,780	36,014
20	5,859	15,187	38,039
21	6,182	16,102	44,037
22	6,541	19,427	45,889
23	6,559	21,343	48,753
24	6,641	21,346	51,924
25	6,869	23,028	53,324
26	7,424	23,523	54,276
27	7,581	23,603	54,546
28	7,686	24,334	54,936
29	7,947	25,308	55,396
30	8,148	25,620	55,955
31	8,169	26,464	55,986
32	8,339	26,533	56,455
33	14,213	26,846	56,517
34	14,416	32,220	56,607
35	14,982	33,724	56,778
36	15,559	35,278	56,897
37	16,082	37,001	57,057
38	16,589	37,232	57,426
39	17,200	37,816	57,524
40	18,499	38,576	57,682
41	19,798	39,632	
42	21,218	40,777	
43	22,213	41,936	
44	23,666	42,628	
45	24,684	43,275	
46	25,298	47,894	
47	25,391	48,796	
48	25,412	50,448	
49	25,423	51,496	
50	25,499	59,236	
51	25,524	60,197	
52	27,533	61,469	
53	30,072	62,577	

Total husked			
week	2020/21	2021/22	2022/23
1	11,980	11,237	1,873
2	23,179	21,049	16,365
3	29,434	27,241	26,841
4	42,154	31,314	31,263
5	55,528	37,542	34,486
6	66,312	45,236	38,051
7	75,688	53,891	51,951
8	87,551	62,865	55,938
9	103,406	70,200	60,489
10	111,431	77,842	69,260
11	118,653	82,823	77,285
12	129,757	93,455	83,472
13	139,404	101,947	95,941
14	147,134	109,257	101,347
15	151,898	117,409	116,468
16	161,401	123,399	120,965
17	167,443	131,599	127,468
18	174,681	142,714	131,287
19	183,658	146,367	135,068
20	188,508	154,771	141,717
21	197,955	160,879	151,559
22	209,877	171,385	157,684
23	218,137	178,292	167,706
24	225,202	181,231	174,595
25	234,956	189,788	179,936
26	246,650	193,075	188,761
27	260,783	198,261	196,369
28	268,941	206,633	221,009
29	278,792	218,633	236,998
30	290,280	235,285	254,982
31	297,825	254,072	260,961
32	305,404	265,314	267,779
33	322,960	276,145	281,139
34	336,485	293,176	288,903
35	354,069	304,250	304,573
36	365,609	314,290	321,531
37	379,344	339,068	335,627
38	389,972	364,446	348,949
39	403,748	379,672	353,666
40	417,335	397,655	366,345
41	431,121	413,089	
42	445,698	434,396	
43	454,642	443,143	
44	469,599	460,467	
45	480,101	464,879	
46	491,622	481,726	
47	496,228	492,322	
48	502,410	512,841	
49	509,575	518,472	
50	517,502	540,120	
51	526,252	559,382	
52	559,628	573,639	
53	567,254	596,555	



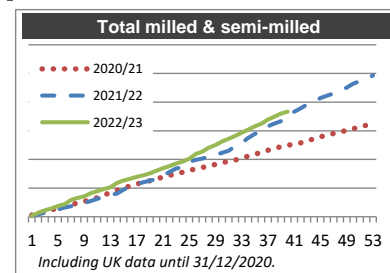
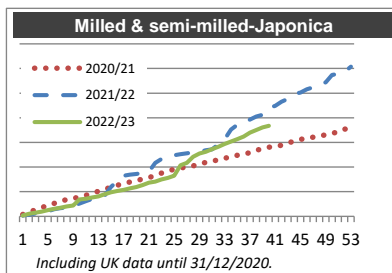
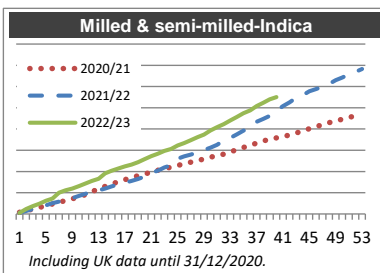
Week 1 to 40 from 01/09/2022 to 03/06/2023

(tonnes milled equivalent)

Milled & semi-milled-Indica			
week	2020/21	2021/22	2022/23
1	7,831	4,961	4,771
2	14,237	14,488	23,316
3	22,955	22,241	36,843
4	29,916	31,277	48,302
5	38,980	40,703	61,730
6	47,247	50,675	72,555
7	55,563	57,862	100,151
8	61,696	66,276	111,750
9	71,779	74,520	120,071
10	80,074	84,463	131,207
11	90,747	94,554	142,792
12	105,526	103,475	155,083
13	117,761	111,586	165,567
14	129,644	120,042	191,084
15	140,535	129,458	203,482
16	151,952	138,818	214,099
17	161,315	146,867	224,451
18	170,659	155,887	232,530
19	179,697	164,966	243,559
20	188,662	175,760	258,086
21	196,552	194,829	272,090
22	206,103	203,362	283,478
23	213,528	219,218	296,814
24	219,815	229,280	306,423
25	228,172	259,638	322,887
26	236,248	271,158	333,977
27	243,502	279,313	346,764
28	251,081	289,616	361,910
29	259,075	301,441	373,759
30	267,312	311,833	393,550
31	274,914	325,579	408,276
32	281,363	345,999	422,778
33	292,236	358,567	440,265
34	303,207	375,073	456,480
35	313,256	392,618	473,985
36	322,164	404,743	487,590
37	334,269	434,241	508,223
38	344,201	447,616	523,849
39	351,442	461,645	539,479
40	358,734	486,357	550,259
41	364,673	508,066	
42	371,928	524,954	
43	380,426	547,113	
44	391,277	559,595	
45	401,764	577,205	
46	411,453	587,752	
47	420,317	599,357	
48	429,704	612,157	
49	436,610	630,065	
50	446,114	642,289	
51	454,541	657,581	
52	461,981	669,205	
53	465,675	682,627	

Milled & semi-milled-Japonica			
week	2020/21	2021/22	2022/23
1	3,786	1,556	1,647
2	9,578	3,415	5,278
3	12,594	5,454	7,594
4	17,727	6,909	9,571
5	22,733	10,497	12,802
6	26,525	14,652	15,234
7	31,064	16,443	17,629
8	33,836	17,890	20,144
9	35,943	21,822	21,889
10	39,656	25,786	34,277
11	42,553	30,604	35,770
12	46,319	35,298	38,242
13	51,073	40,872	40,533
14	54,641	42,314	45,122
15	59,315	59,949	48,751
16	63,114	71,273	51,386
17	67,037	82,449	53,724
18	69,599	84,650	56,895
19	72,493	85,847	59,565
20	75,892	88,326	63,353
21	79,009	91,007	68,141
22	82,538	108,617	70,356
23	87,669	116,595	74,957
24	90,957	118,052	78,005
25	96,334	124,054	82,241
26	97,894	126,382	103,769
27	100,731	127,787	108,487
28	102,121	129,745	121,034
29	106,769	130,891	127,470
30	109,281	134,064	131,050
31	112,684	135,777	136,328
32	114,061	146,244	141,304
33	118,033	156,677	147,102
34	120,101	176,176	151,977
35	124,007	185,633	156,778
36	126,037	189,083	161,748
37	129,409	196,289	170,090
38	134,363	202,698	175,113
39	136,263	206,123	180,703
40	140,212	220,301	183,736
41	141,788	224,363	
42	144,463	232,545	
43	148,340	238,203	
44	153,149	248,429	
45	156,400	251,309	
46	158,566	257,984	
47	160,433	261,542	
48	162,697	268,089	
49	165,551	272,023	
50	168,439	286,821	
51	171,406	289,138	
52	177,003	293,686	
53	178,560	303,698	

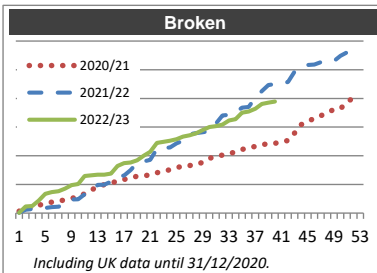
Total milled & semi-milled			
week	2020/21	2021/22	2022/23
1	11,617	6,518	6,418
2	23,815	17,903	28,594
3	35,549	27,695	44,437
4	47,643	38,186	57,873
5	61,713	51,200	74,532
6	73,772	65,327	87,789
7	86,626	74,304	117,780
8	95,532	84,165	131,894
9	107,722	96,341	141,960
10	119,730	110,249	165,484
11	133,300	125,158	178,562
12	151,845	138,774	193,325
13	168,834	152,459	206,100
14	184,285	162,356	236,206
15	199,849	189,406	252,233
16	215,066	210,091	265,486
17	228,352	229,316	278,175
18	240,258	240,537	289,425
19	252,190	250,813	303,124
20	264,554	264,087	321,438
21	275,560	285,836	340,231
22	288,640	311,979	353,834
23	301,198	335,814	371,771
24	310,772	347,332	384,428
25	324,506	383,691	405,128
26	334,142	397,540	437,746
27	344,233	407,100	455,251
28	353,202	419,361	482,944
29	365,843	432,332	501,230
30	376,593	445,897	524,600
31	387,598	461,357	544,605
32	395,424	492,243	564,082
33	410,269	515,244	587,367
34	423,308	551,249	608,457
35	437,263	578,251	630,763
36	448,201	593,826	649,338
37	463,678	630,531	678,314
38	478,563	650,314	698,962
39	487,704	667,768	720,183
40	498,946	706,658	733,995
41	506,461	732,428	
42	516,391	757,498	
43	528,766	785,316	
44	544,426	808,024	
45	558,164	828,514	
46	570,020	845,736	
47	580,749	860,900	
48	592,401	880,246	
49	602,161	902,089	
50	614,553	929,110	
51	625,947	946,719	
52	638,984	962,890	
53	644,235	986,325	



Week 1 to 40 from 01/09/2022 to 03/06/2023

(tonnes milled equivalent)

Broken			
week	2020/21	2021/22	2022/23
1	6,596	1,262	903
2	15,183	11,789	23,003
3	19,421	14,081	24,573
4	27,331	15,967	43,613
5	31,990	17,985	66,886
6	38,197	20,492	73,237
7	42,438	22,276	76,326
8	45,722	31,181	85,158
9	52,129	47,434	97,659
10	55,165	48,566	101,647
11	68,126	65,530	129,241
12	79,239	74,723	131,944
13	93,908	98,036	133,608
14	99,196	99,388	134,332
15	102,768	109,796	137,476
16	113,292	126,979	164,131
17	117,348	130,614	173,962
18	122,353	150,040	176,345
19	128,865	174,884	184,132
20	130,515	180,397	200,348
21	133,447	185,939	213,481
22	140,724	224,285	245,129
23	145,719	226,991	248,667
24	151,329	228,562	252,502
25	158,609	243,452	257,887
26	164,427	252,135	266,868
27	165,953	275,020	271,539
28	169,264	278,805	277,906
29	176,883	282,293	289,476
30	190,819	286,001	300,229
31	197,389	312,314	303,275
32	202,335	340,107	308,851
33	207,794	342,617	323,307
34	213,080	351,750	327,550
35	222,366	367,581	350,357
36	227,345	370,071	354,358
37	232,525	402,204	363,847
38	238,365	425,258	380,975
39	241,388	446,690	385,008
40	243,286	449,519	389,041
41	248,870	451,587	
42	252,898	457,075	
43	278,650	493,034	
44	308,653	500,544	
45	317,537	516,769	
46	331,846	518,251	
47	339,342	526,542	
48	350,490	527,675	
49	361,727	530,375	
50	364,046	548,422	
51	387,208	560,701	
52	402,249	562,461	
53	402,648	563,891	



Top 5 export destinations* - (update of 04 Jun 2023)

Paddy-Indica				
Destination	MY 2022/23		MY 2021/22	
	tonnes	share	tonnes	share
Türkiye	156	55.8%	0	0.0%
Ukraine	92	33.0%	0	0.1%
Morocco	17	6.1%	196	86.9%
Russia	6	2.0%	3	1.3%
United Kingdom	2	0.6%	3	1.5%

Paddy-Japonica				
Destination	MY 2022/23		MY 2021/22	
	tonnes	share	tonnes	share
Türkiye	21,330	97.8%	658	61.4%
Russia	111	0.5%	57	5.3%
United Kingdom	99	0.5%	117	10.9%
Morocco	72	0.3%	33	3.0%
Norway	68	0.3%	49	4.6%

Total Paddy				
Destination	MY 2022/23		MY 2021/22	
	tonnes	share	tonnes	share
Türkiye	21,486	97.3%	658	50.8%
Russia	116	0.5%	60	4.6%
United Kingdom	101	0.5%	120	9.3%
Ukraine	92	0.4%	8	0.6%
Morocco	89	0.4%	228	17.6%

2022/23				
destination	MY 2022/23		MY 2021/22	
	tonnes	share	tonnes	share
United Kingdom	9,815	82.4%	4,095	69.6%
Switzerland	791	6.6%	505	8.6%
Norway	282	2.4%	366	6.2%
India	184	1.5%	12	0.2%
Thailand	173	1.4%	-----	-----

Husked-Japonica				
destination	MY 2022/23		MY 2021/22	
	tonnes	share	tonnes	share
Türkiye	5,450	50.3%	52	0.8%
Switzerland	2,973	27.4%	3,199	48.0%
United Kingdom	1,352	12.5%	1,146	17.2%
Israel	182	1.7%	511	7.7%
North Macedonia	135	1.2%	-----	-----

Total Husked				
Destination	MY 2022/23		MY 2021/22	
	tonnes	share	tonnes	share
United Kingdom	11,168	49.1%	5,242	41.8%
Türkiye	5,453	24.0%	54	0.4%
Switzerland	3,764	16.5%	3,704	29.5%
India	302	1.3%	253	2.0%
Norway	296	1.3%	382	3.0%

Milled & semi-milled-Indica				
Destination	MY 2022/23		MY 2021/22	
	tonnes	share	tonnes	share
United Kingdom	34,205	47.3%	44,076	55.1%
Switzerland	10,050	13.9%	8,467	10.6%
Belarus	7,668	10.6%	4,678	5.9%
United States of America	5,806	8.0%	10,158	12.7%
Norway	3,843	5.3%	4,019	5.0%

Milled & semi-milled-Japonica				
Destination	MY 2022/23		MY 2021/22	
	tonnes	share	tonnes	share
United Kingdom	51,779	33.5%	62,166	36.2%
Türkiye	27,093	17.5%	10,427	6.1%
Jordan	16,442	10.6%	26,227	15.3%
United States of America	7,407	4.8%	7,935	4.6%
Switzerland	6,602	4.3%	7,728	4.5%

Total Milled & semi-milled				
Destination	MY 2022/23		MY 2021/22	
	tonnes	share	tonnes	share
United Kingdom	85,984	37.9%	106,243	42.2%
Türkiye	27,248	12.0%	10,527	4.2%
Switzerland	16,651	7.3%	16,196	6.4%
Jordan	16,442	7.3%	26,556	10.5%
United States of America	13,213	5.8%	18,093	7.2%

Broken-				
Destination	MY 2022/23		MY 2021/22	
	tonnes	share	tonnes	share
United Kingdom	7,562	66.8%	6,706	72.4%
Serbia	1,397	12.3%	1,940	20.9%
Norway	1,378	12.2%	161	1.7%
Ukraine	717	6.3%	48	0.5%

* The United Kingdom is no longer a Member State of the European Union, however until the end of the transition period was still a part of the EU Customs Union. Due to the absence of intra-trade data in the surveillance system, the total of the EU trade data therefore also include the UK trade until 31/12/2020. The data as of 1/01/2021 is therefore not comparable with the data until 31/12/2020.

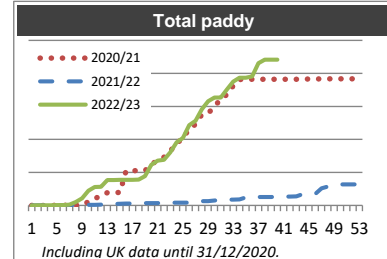
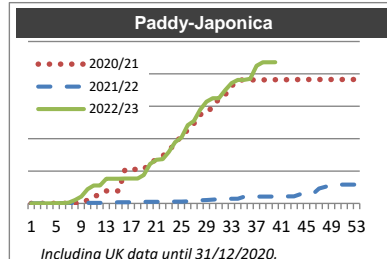
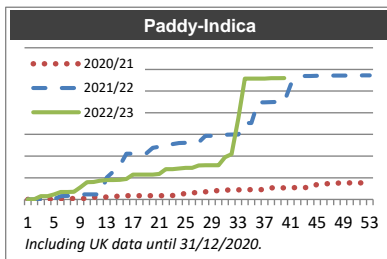
Week 1 to 40 from 01/09/2022 to 03/06/2023

(tonnes milled equivalent)

Paddy-Indica			
week	2020/21	2021/22	2022/23
1	0	0	0
2	1	0	1
3	1	1	8
4	1	1	8
5	1	1	11
6	1	8	17
7	1	8	17
8	2	8	17
9	2	12	28
10	2	12	40
11	5	12	40
12	5	12	43
13	5	51	45
14	5	65	45
15	8	78	45
16	9	106	47
17	9	106	57
18	9	106	57
19	9	106	57
20	9	119	58
21	9	122	59
22	9	122	70
23	9	127	70
24	9	130	72
25	14	130	73
26	14	131	73
27	17	132	79
28	18	147	79
29	18	147	79
30	21	147	79
31	22	149	97
32	22	150	105
33	22	150	187
34	22	177	279
35	23	177	279
36	23	224	279
37	23	224	279
38	27	224	280
39	27	225	280
40	27	225	280
41	27	265	
42	27	278	
43	27	285	
44	28	285	
45	35	285	
46	36	285	
47	36	286	
48	38	286	
49	38	286	
50	38	286	
51	38	286	
52	38	286	
53	38	286	

Paddy-Japonica			
week	2020/21	2021/22	2022/23
1	1	2	1
2	1	5	10
3	3	12	11
4	3	16	12
5	6	18	34
6	18	36	46
7	24	39	101
8	38	60	502
9	39	79	1,064
10	531	84	2,206
11	1,029	86	2,762
12	1,440	96	2,764
13	1,939	101	3,809
14	1,941	164	3,813
15	1,942	166	3,817
16	5,257	173	3,828
17	5,258	174	3,830
18	5,258	175	3,840
19	5,259	234	4,369
20	6,248	235	6,102
21	6,768	241	6,725
22	7,304	251	6,851
23	8,321	280	7,958
24	9,064	282	9,469
25	10,554	283	10,145
26	11,297	299	12,083
27	12,330	392	12,730
28	13,736	495	14,478
29	13,954	515	15,702
30	14,943	594	16,248
31	16,130	646	16,258
32	16,793	730	17,476
33	18,083	733	18,567
34	19,045	734	19,067
35	19,055	1,026	19,068
36	19,075	1,044	19,248
37	19,077	1,047	21,268
38	19,079	1,052	21,781
39	19,085	1,055	21,798
40	19,087	1,072	21,799
41	19,091	1,073	
42	19,092	1,075	
43	19,094	1,087	
44	19,121	1,427	
45	19,122	1,438	
46	19,123	1,441	
47	19,125	2,295	
48	19,129	2,583	
49	19,130	2,882	
50	19,132	2,887	
51	19,135	2,888	
52	19,137	2,889	
53	19,137	2,900	

Total paddy			
week	2020/21	2021/22	2022/23
1	1	2	1
2	2	5	11
3	3	12	19
4	4	17	20
5	7	19	45
6	20	43	63
7	26	47	119
8	40	68	519
9	41	91	1,092
10	533	95	2,246
11	1,034	98	2,802
12	1,445	108	2,807
13	1,945	152	3,854
14	1,946	228	3,858
15	1,951	245	3,862
16	5,266	278	3,876
17	5,267	280	3,887
18	5,267	281	3,898
19	5,268	340	4,427
20	6,257	354	6,160
21	6,776	363	6,783
22	7,313	373	6,921
23	8,330	407	8,028
24	9,073	412	9,541
25	10,569	413	10,218
26	11,311	430	12,156
27	12,347	524	12,809
28	13,754	642	14,557
29	13,971	661	15,781
30	14,964	741	16,327
31	16,152	796	16,356
32	16,814	880	17,580
33	18,106	883	18,754
34	19,067	910	19,345
35	19,077	1,203	19,347
36	19,098	1,268	19,527
37	19,100	1,271	21,547
38	19,105	1,277	22,061
39	19,112	1,280	22,078
40	19,114	1,297	22,079
41	19,118	1,338	
42	19,120	1,353	
43	19,121	1,372	
44	19,149	1,712	
45	19,157	1,723	
46	19,159	1,726	
47	19,161	2,581	
48	19,166	2,869	
49	19,168	3,168	
50	19,170	3,173	
51	19,173	3,174	
52	19,175	3,175	
53	19,176	3,186	



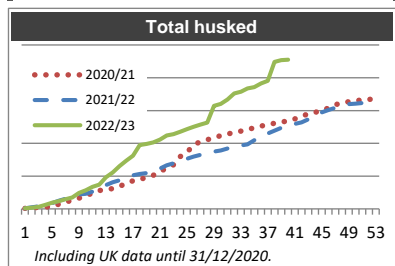
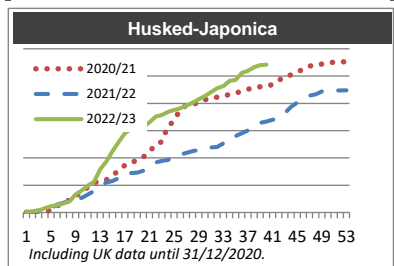
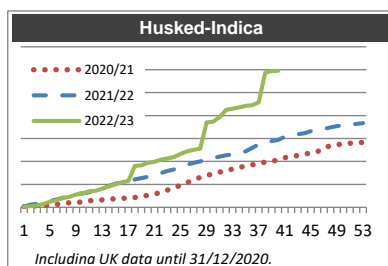
Week 1 to 40 from 01/09/2022 to 03/06/2023

(tonnes milled equivalent)

Husked-Indica			
week	2020/21	2021/22	2022/23
1	54	74	63
2	104	230	94
3	130	299	169
4	161	469	286
5	198	559	504
6	241	682	615
7	352	845	816
8	404	1,040	918
9	430	1,154	1,121
10	463	1,227	1,225
11	579	1,321	1,389
12	617	1,637	1,440
13	651	1,724	1,641
14	712	1,862	1,823
15	743	2,062	2,002
16	762	2,182	2,184
17	846	2,271	2,291
18	859	2,424	3,618
19	935	2,552	3,663
20	1,055	2,662	3,874
21	1,169	2,839	3,971
22	1,297	2,989	4,157
23	1,512	3,176	4,252
24	1,649	3,297	4,388
25	1,947	3,535	4,655
26	2,147	3,718	4,882
27	2,408	3,869	5,019
28	2,612	4,012	5,116
29	2,749	4,149	7,411
30	2,941	4,285	7,466
31	3,072	4,428	7,875
32	3,179	4,533	8,505
33	3,346	4,613	8,601
34	3,497	4,701	8,714
35	3,577	4,876	8,845
36	3,714	5,190	8,903
37	3,793	5,485	9,161
38	3,958	5,592	11,747
39	4,033	5,777	11,880
40	4,128	5,883	11,911
41	4,326	6,145	
42	4,416	6,274	
43	4,515	6,385	
44	4,643	6,466	
45	4,748	6,648	
46	4,864	6,707	
47	5,137	6,833	
48	5,398	6,972	
49	5,450	7,094	
50	5,539	7,135	
51	5,577	7,212	
52	5,652	7,272	
53	5,657	7,345	

Husked-Japonica			
week	2020/21	2021/22	2022/23
1	21	15	37
2	88	27	101
3	101	83	145
4	113	175	321
5	140	316	455
6	480	567	548
7	696	695	659
8	906	891	815
9	1,224	1,056	1,324
10	1,491	1,071	1,616
11	1,867	1,323	1,982
12	2,201	1,581	2,274
13	2,271	1,898	3,172
14	2,399	2,204	3,734
15	2,725	2,316	4,523
16	3,074	2,516	5,167
17	3,461	2,868	5,814
18	3,567	2,891	6,108
19	3,911	2,915	6,234
20	4,064	3,070	6,276
21	4,456	3,303	6,607
22	4,993	3,663	7,041
23	5,193	3,785	7,150
24	6,328	3,851	7,364
25	6,696	4,127	7,520
26	7,588	4,250	7,636
27	7,848	4,375	7,856
28	7,944	4,506	8,043
29	8,035	4,580	8,304
30	8,272	4,639	8,534
31	8,367	4,773	8,817
32	8,453	4,799	9,117
33	8,525	5,077	9,267
34	8,664	5,132	9,647
35	8,740	5,607	9,720
36	8,907	5,814	10,223
37	9,052	6,022	10,385
38	9,109	6,346	10,659
39	9,215	6,579	10,798
40	9,254	6,665	10,839
41	9,381	6,799	
42	9,668	6,920	
43	9,997	7,286	
44	10,080	7,752	
45	10,278	8,065	
46	10,531	8,370	
47	10,737	8,572	
48	10,789	8,657	
49	10,888	8,870	
50	10,990	8,896	
51	11,015	8,936	
52	11,048	8,949	
53	11,050	8,955	

Total husked			
week	2020/21	2021/22	2022/23
1	75	89	100
2	193	256	195
3	231	382	313
4	274	644	607
5	338	874	959
6	721	1,249	1,163
7	1,049	1,540	1,476
8	1,311	1,930	1,733
9	1,654	2,210	2,444
10	1,955	2,298	2,841
11	2,446	2,644	3,371
12	2,818	3,218	3,714
13	2,922	3,622	4,813
14	3,111	4,067	5,557
15	3,468	4,379	6,526
16	3,835	4,698	7,352
17	4,307	5,139	8,105
18	4,426	5,315	9,726
19	4,845	5,467	9,897
20	5,119	5,732	10,149
21	5,625	6,142	10,578
22	6,290	6,653	11,198
23	6,705	6,961	11,402
24	7,977	7,148	11,753
25	8,643	7,661	12,175
26	9,735	7,968	12,519
27	10,255	8,244	12,875
28	10,556	8,518	13,158
29	10,784	8,729	15,714
30	11,213	8,924	16,001
31	11,439	9,202	16,692
32	11,632	9,332	17,622
33	11,870	9,690	17,868
34	12,161	9,833	18,361
35	12,317	10,483	18,565
36	12,621	11,003	19,127
37	12,845	11,506	19,546
38	13,067	11,938	22,407
39	13,247	12,356	22,678
40	13,381	12,549	22,750
41	13,707	12,944	
42	14,085	13,194	
43	14,512	13,671	
44	14,723	14,218	
45	15,026	14,713	
46	15,396	15,078	
47	15,874	15,405	
48	16,187	15,629	
49	16,339	15,963	
50	16,529	16,031	
51	16,592	16,148	
52	16,700	16,221	
53	16,706	16,301	



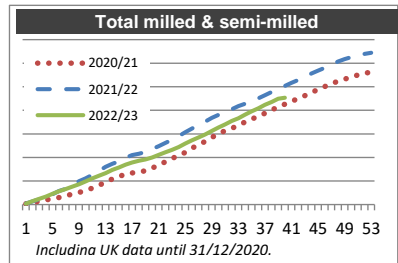
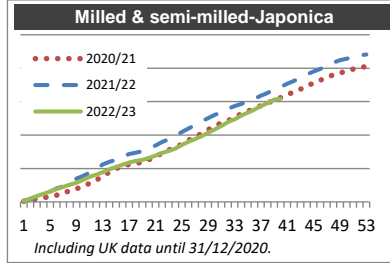
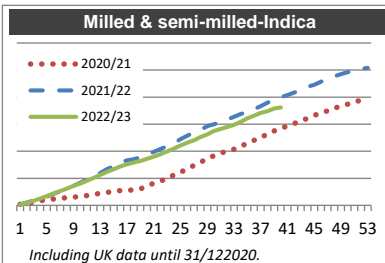
Week 1 to 40 from 01/09/2022 to 03/06/2023

(tonnes milled equivalent)

Milled & semi-milled-Indica			
week	2020/21	2021/22	2022/23
1	772	743	536
2	1,429	2,026	1,972
3	2,425	3,535	3,390
4	3,371	5,223	4,936
5	4,200	6,449	6,970
6	4,610	8,548	8,826
7	5,278	10,392	10,649
8	5,693	12,239	12,369
9	6,031	14,544	14,460
10	6,666	16,755	16,105
11	7,191	19,115	18,168
12	8,142	21,596	20,299
13	8,881	23,959	22,443
14	9,609	26,870	24,763
15	10,073	28,821	26,695
16	10,863	31,740	28,810
17	11,143	33,234	30,426
18	11,366	34,073	31,669
19	12,202	35,545	32,831
20	14,345	37,684	34,358
21	16,472	39,525	36,027
22	18,037	41,637	37,763
23	19,834	43,802	39,830
24	22,566	46,037	42,048
25	24,321	48,870	44,206
26	27,420	51,440	46,345
27	29,365	53,909	48,128
28	31,840	55,875	50,540
29	34,520	58,516	52,380
30	36,629	60,008	54,969
31	38,664	61,457	56,387
32	40,243	63,424	57,911
33	41,568	65,444	59,500
34	43,912	67,493	61,833
35	45,608	68,917	64,357
36	48,055	71,050	66,291
37	49,921	73,421	68,313
38	53,036	75,865	69,671
39	54,972	77,977	71,658
40	56,937	79,952	72,350
41	58,694	81,593	
42	60,516	83,382	
43	62,458	85,581	
44	64,274	87,644	
45	66,441	89,092	
46	68,531	91,355	
47	69,749	93,452	
48	71,845	95,357	
49	73,168	96,935	
50	74,860	98,418	
51	76,345	99,510	
52	77,649	100,844	
53	78,368	101,637	

Milled & semi-milled-Japonica			
week	2020/21	2021/22	2022/23
1	933	1,504	1,322
2	2,912	4,434	4,934
3	4,626	7,919	8,803
4	6,310	11,791	12,013
5	7,743	15,290	15,645
6	10,191	20,193	19,302
7	12,337	23,212	22,408
8	17,259	29,011	25,681
9	19,499	34,951	28,807
10	23,366	38,720	32,920
11	27,583	43,674	37,504
12	32,291	49,875	40,871
13	39,296	55,977	44,311
14	44,422	59,796	48,820
15	49,386	62,952	52,005
16	54,171	67,641	55,860
17	55,909	71,673	59,070
18	57,808	73,755	61,391
19	59,339	76,031	62,731
20	63,090	80,373	65,775
21	67,776	84,352	69,313
22	72,634	89,454	73,344
23	77,964	93,750	76,161
24	81,759	98,998	79,957
25	86,341	104,661	85,489
26	92,257	109,866	89,894
27	97,269	114,928	94,201
28	102,133	120,335	98,340
29	108,103	125,292	103,685
30	113,532	130,272	108,556
31	118,058	133,946	113,562
32	121,362	139,226	119,654
33	126,651	143,430	123,380
34	131,461	146,585	129,050
35	135,699	150,103	133,636
36	139,754	154,335	137,995
37	143,808	158,758	143,200
38	147,563	163,010	147,808
39	152,782	168,036	152,948
40	156,099	171,783	154,400
41	160,010	176,823	
42	165,017	180,995	
43	168,695	185,591	
44	173,624	190,662	
45	177,703	194,974	
46	182,041	198,895	
47	186,106	203,450	
48	190,146	208,248	
49	192,804	211,846	
50	196,128	214,248	
51	198,525	216,051	
52	201,423	218,972	
53	202,136	220,463	

Total milled & semi-milled			
week	2020/21	2021/22	2022/23
1	1,705	2,247	1,858
2	4,341	6,460	6,906
3	7,051	11,454	12,193
4	9,682	17,014	16,949
5	11,943	21,738	22,616
6	14,801	28,740	28,128
7	17,616	33,604	33,057
8	22,951	41,251	38,050
9	25,530	49,496	43,268
10	30,032	55,475	49,025
11	34,774	62,790	55,672
12	40,433	71,471	61,170
13	48,178	79,936	66,754
14	54,030	86,665	73,583
15	59,459	91,773	78,700
16	65,034	99,381	84,670
17	67,052	104,907	89,496
18	69,174	107,828	93,060
19	71,541	111,576	95,563
20	77,435	118,057	100,133
21	84,249	123,877	105,340
22	90,671	131,091	111,106
23	97,797	137,552	115,990
24	104,325	145,035	122,004
25	110,662	153,532	129,695
26	119,678	161,306	136,239
27	126,633	168,836	142,329
28	133,973	176,210	148,880
29	142,623	183,808	156,064
30	150,160	190,280	163,525
31	156,722	195,404	169,949
32	161,606	202,650	177,565
33	168,219	208,874	182,880
34	175,373	214,078	190,883
35	181,307	219,020	197,993
36	187,809	225,385	204,286
37	193,729	232,179	211,513
38	200,599	238,875	217,479
39	207,754	246,013	224,606
40	213,037	251,734	226,750
41	218,703	258,416	
42	225,533	264,376	
43	231,153	271,172	
44	237,898	278,306	
45	244,144	284,066	
46	250,571	290,250	
47	255,855	296,902	
48	261,992	303,605	
49	265,972	308,781	
50	270,989	312,666	
51	274,870	315,561	
52	279,072	319,816	
53	280,504	322,100	



Week 1 to 40 from 01/09/2022 to 03/06/2023

(tonnes milled equivalent)

Broken			
week	2020/21	2021/22	2022/23
1	1	128	27
2	112	263	1,463
3	115	394	1,544
4	140	616	1,622
5	217	639	1,821
6	242	713	1,852
7	530	766	2,177
8	555	1,040	2,655
9	651	1,090	3,025
10	704	1,162	3,177
11	752	1,408	3,276
12	1,266	1,625	3,721
13	1,366	1,733	3,856
14	1,446	1,801	4,158
15	1,495	1,862	4,331
16	1,543	1,963	4,548
17	1,615	3,748	4,760
18	1,616	3,820	4,882
19	1,618	3,868	5,023
20	2,816	3,895	5,357
21	2,918	4,043	5,721
22	3,416	4,425	6,525
23	3,622	4,677	6,962
24	3,706	4,728	7,329
25	4,199	4,910	7,811
26	4,602	4,967	8,180
27	4,724	5,101	8,260
28	4,770	5,244	8,794
29	4,900	5,427	9,089
30	5,023	5,597	9,231
31	5,170	5,697	9,610
32	5,348	5,962	9,807
33	5,493	7,486	10,174
34	5,588	7,678	10,326
35	5,891	7,843	10,568
36	5,923	8,217	10,839
37	6,160	8,406	11,005
38	6,262	8,505	11,173
39	6,467	9,089	11,253
40	6,551	9,262	11,327
41	6,699	9,540	
42	6,798	10,107	
43	6,879	10,346	
44	7,118	10,609	
45	7,194	10,829	
46	7,387	11,213	
47	7,586	11,651	
48	7,653	11,833	
49	7,835	12,264	
50	7,850	12,462	
51	7,878	12,508	
52	7,880	12,713	
53	7,904	12,966	

