



Rice industry and trade News



RiceNews

Year 14°- n. 151
June 2024
Editor in chief
Dr. Roberto Magnaghi



News

Next Commission to decide on origin labeling (Source: www.ansa.it)

The European Commission is gathering “evidence and data” on the impact on prices and consumers of extending mandatory origin labeling to other food products but it will be the next executive to decide whether “there will be a proposal”.

This was made clear by EU Financial Services Commissioner Mairead McGuinness during the debate on origin labeling at the EU Council in Brussels.

A point raised by Austria and Germany and also supported by France, Finland, Estonia and Portugal, which urged the Commission to submit a proposal as soon as possible to extend mandatory origin labeling to other food products.

Currently, several European country-of-origin labelling requirements are already in place for certain products, from beef and pork to honey and eggs, via fresh fruit and vegetables.

As part of the Farm to Fork strategy, the Commission has announced that it will examine the possibility of extending mandatory origin labeling to certain additional products, “taking into account the impact on the single market,” but for now the date has slipped to a later date.

“Labeling is a sensitive subject and there are strong and sometimes divergent opinions,” the commissioner added, assuring that the Commission will continue “to work”.

Brazil temporarily removes duties on rice (Source: *USDA*)

The Brazilian government announced the removal of import duties on paddy rice, husked rice, and milled rice for all countries.

This measure aims to prevent potential supply problems and ensure the replenishment of public stocks of rice following the floods in the state of Rio Grande do Sul.

The zero-duty measure will remain in effect until Dec. 31, 2024.

Coming soon: Italian decree simplifying the CAP as early as 2024

(Source: *L'Informatore Agrario*)

The Italian Ministry of Agriculture has prepared a draft decree that retroactively implements, as of January 1, 2024, the simplifications and elements of flexibility introduced in the mini-package review of the CAP published in the European Official Journal in mid-May.

To make this possible, an additional extension to next July 15 of the deadline for submitting applications for access to public funding will be recognized.

Food Safety

Rapid Alert System

- A border rejection notification was sent by Slovenia concerning Tricyclazole (0.041 mg/kg – ppm) in rice from India.
- A border rejection notification was sent by Italy concerning Acetamiprid (0.025 ± 0.013 mg/kg - ppm) e Imidacloprid (0.025 ± 0.013 mg/kg - ppm) in rice from Pakistan.



Italian market

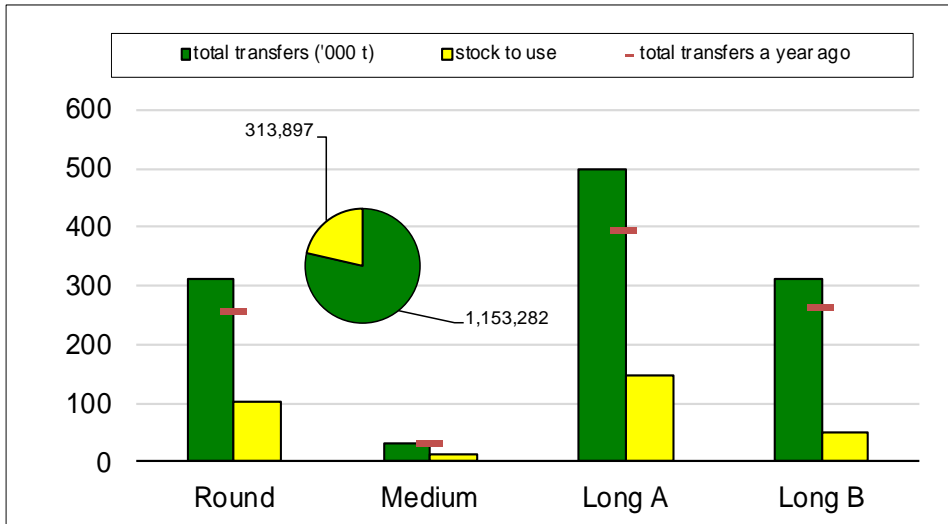
Campaign 2023/2024

From September 1, 2023 to May 28, 2024



Paddy rice transfers

(in tonnes)



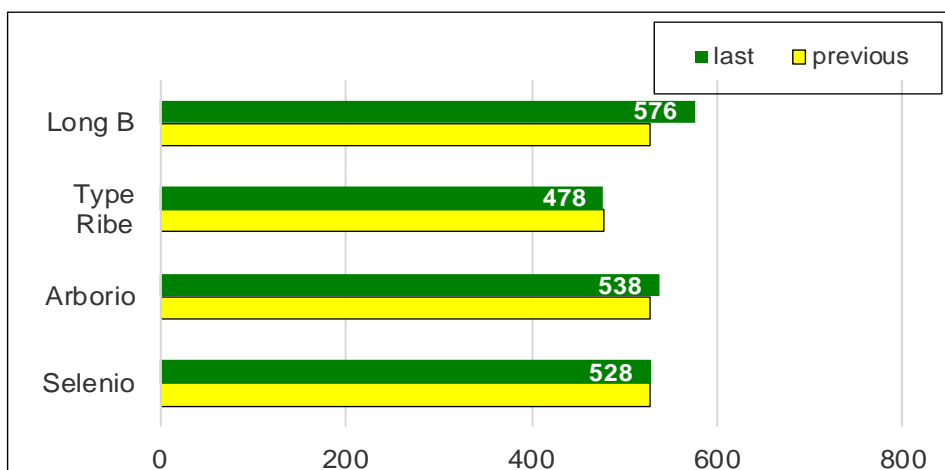
This week Paddy rice transfers involved 29,790 tonnes, including 16,290 tonnes of “long A,” 8,079 tonnes of “round,” 4,146 tonnes of “long B,” and 1,275 tonnes of “medium.”

Total transfers amounted to 1,153,282 tonnes, showing an increase of 200,688 tonnes (+21.1%) compared to last year.

Overall, transfers accounted for 78.6% of saleable availability, with 86.2% placement for “long B,” 77.1% for “long A,” 75.4% for “round” and 69.6% for “medium”.

Comparison with the 2021/2022 marketing year shows a decrease of 145,933 tonnes (-11.2%).

Paddy prices Vercelli (€/t)



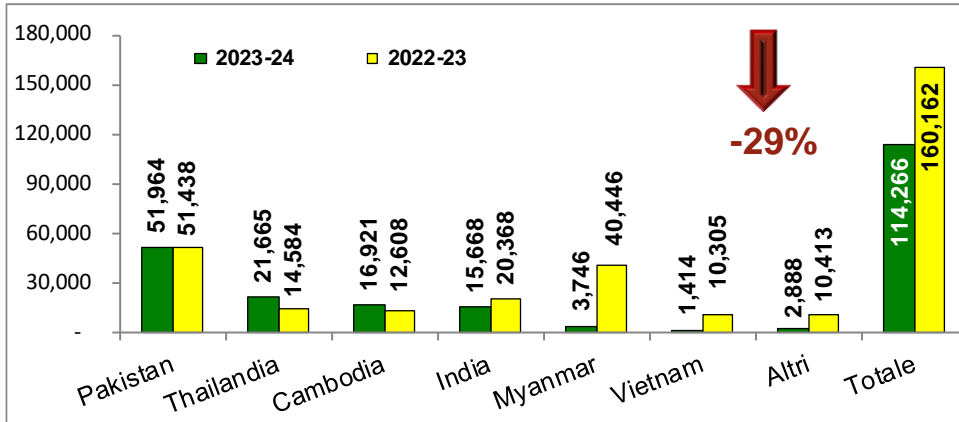
At the Vercelli Exchange, there is an increase of 48 €/t for Long B and 10 €/t for Arborio.



Import: husked + milled

tonnes in milled rice equivalent

(Source: MAECI Agrim Licences)



Imports of husked rice and semi-milled/milled rice stand at 114,266 tonnes, in milled equivalent, showing a decrease of 45,896 tonnes (-29%) from last marketing year.

Imports of semi-milled/milled rice - at 82,362 tonnes, including more 30,000 tonnes of parboiled - account for 72% of the total volume imported.

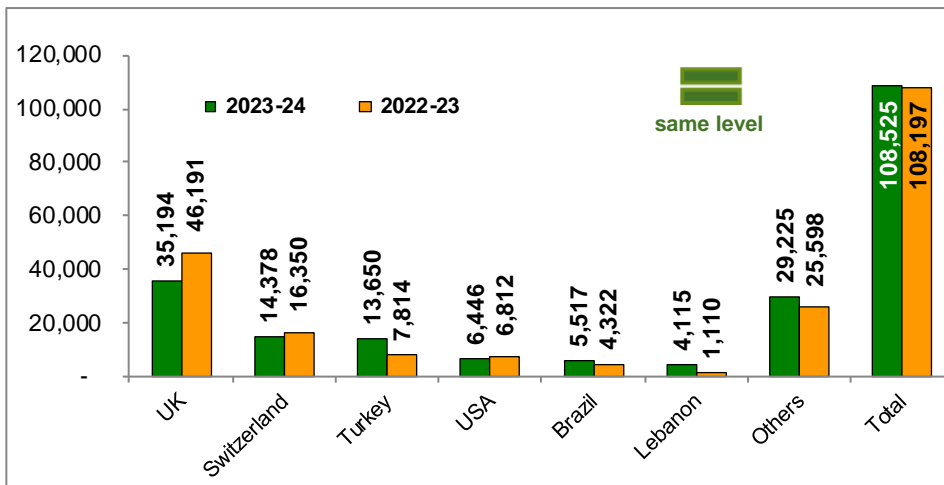
Imports of husked rice amounted to 31,904 tonnes, of which 26,928 tonnes were Basmati rice.

Compared to a year ago, Basmati rice imports from Pakistan, at 23,665 tonnes, show a decrease of 2,906 tonnes (-11%), while imports of Indian origin, at 3,263 tonnes, show a decrease of 5,778 tonnes (-64%).

Export: husked + milled

tonnes in milled rice equivalent

(Source: ENTE RISI Declaration)



The export trend reconfirms the ongoing recovery that began in May. Currently the gap between the two campaigns is only 328 tonnes, the lowest so far in this campaign.

The negative export figure to the UK (-10,997 t, -24%) is offset by the higher volumes destined, mainly, to Turkey (+5,836 t, +75%), Lebanon (+3,005 t, +271%) and Kosovo (+2,237 t, +163%).



European Union market

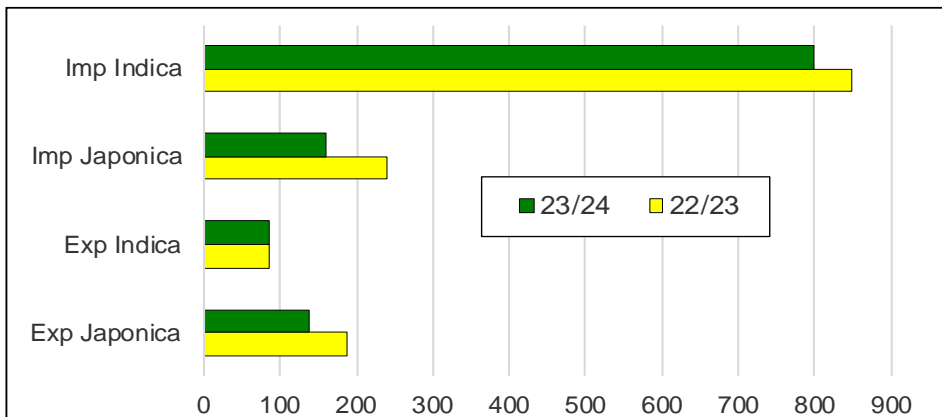
Campaign 2023/2024

from September 1, 2023 to May 25, 2024



Import Export EU

('000 tonnes milled rice equivalent)



Imports into the European Union stand at about 959,800 tonnes, in milled rice equivalent, down about 128,000 tonnes (-12%) from a year ago.

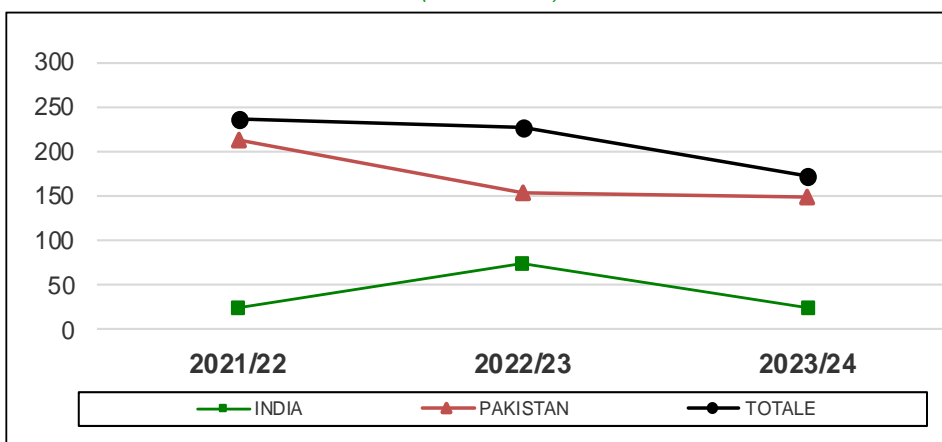
Imports of paddy rice stand at 40 tonnes compared to 7,677 tonnes in the previous marketing year, imports of husked rice, over 248,000 tonnes, show a decrease of 31%, while imports of semi-milled/milled rice, at about 711,800 tonnes, are down 2%.

Exports to Third Countries, in milled rice equivalent, fall from nearly 270,300 tonnes a year ago to about 224,100 tonnes at present, resulting in a decrease of about 46,200 tonnes (-17%).

The export of paddy rice, at 8,900 tonnes, is down by 60%, husked rice, about 23,200 tonnes, shows an increase of 2%, while semi-milled/milled rice, almost 192,000 tonnes, shows a decrease of 15%.

Basmati husked rice imports

('000 tonnes)



Basmati husked rice imports, amounting to 172,877 tonnes, are down 54,574 tonnes (-24%) from the previous marketing year.

Basmati rice imports of Pakistani origin amount to 148,346 tonnes and show a decrease of 4,517 tonnes (-3%), while those of Indian origin, amounting to 24,531 tonnes, show a decrease of 50,057 tonnes (-67%).

Compared with two years ago, imports of Basmati husked rice are down by 63,091 tonnes (-27%).



International markets

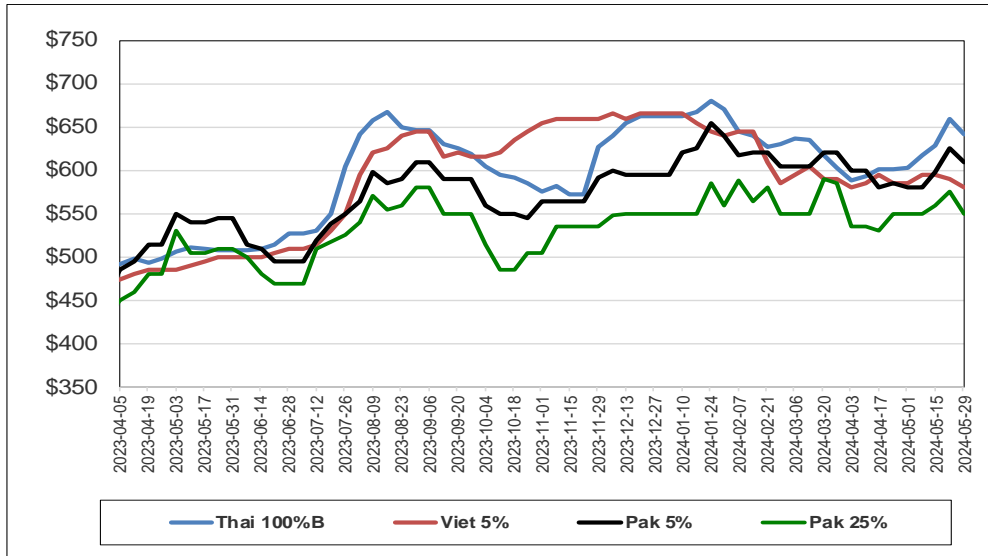
Campaign 2023/2024

From September 1, 2023 to May 29, 2024



International prices

(\$/tonnes)



Weekly prices

Milled rice international FOB quotes		
Exchange rate	€1 = \$1.0815	
Asian Markets	\$/t	€/t
Thai 100%B	641	593
Vietnam 5%	580	536
India 5%	divieto export	N.A.
Pakistan 5%	610	564
Pakistan 25%	550	509
Myanmar 5%	600	555
Pakistan Basmati S. Kernel	900	832
India Basmati min.exp.price	950	878
Other Markets	\$/t	€/t
Uruguay 5%	800	740
Argentina 5%	850	786
Brasile Type 1	876	810
USA LG 2/4% Fob US Gulf	820	758
California MG 1/4% - Med -	835	772

Source: Creed Rice Co.