

Next report will be published on Wednesday 1 February. Due to the recent migration of Germany to a new declaration system, export data declared by Germany as of November 2022 may be inaccurate. Data declared by Italy available only until end of November 2022. Commission is in contact with the Member States to address the issue.

### Trade monitoring through customs surveillance data

Weekly Taxud data (imports and exports) are also available on Agri-food Data Portal on Europa webpage  
<https://agridata.ec.europa.eu/extensions/DataPortal/rice.html>

The TAXUD surveillance system ("customs surveillance") records and centralizes all trade data (import and exports) directly from the national customs authorities on a daily basis. For each transaction, the stored data contain the information available on the Single Administrative Document (SAD), including the volume and origin of the consignment. As the surveillance system does not include intra-trade data, the UK data as EU partner can't be displayed before 1/01/2021. The data as of 1/01/2021 is therefore not comparable with the data until 31/12/2020.

According to Art.55(2) of Commission Implementing Regulation (EU) 2015/2447, the customs authorities shall provide the Commission at least once a week with data on customs declarations for the goods that have been made subject to surveillance at release for free circulation or at export.

The "customs surveillance" data provide actual and prompt information about the trade (import/export) transaction in terms of volume and origin or destination. The European Commission aims to improve data quality and provide as recent and accurate information as possible. However, Surveillance data are created on the basis of declarations that may be modified, corrected or deleted. Additionally, the legal basis (Regulation (EU) 2015/2447) allows that on specific occasions declaration data may be forwarded with a delay. Therefore, it cannot be guaranteed that information provided is free of errors or that it will not be amended. The European Commission accepts no responsibility with regard to such problems incurred as a result of using these data.

\* The United Kingdom is no longer a Member State of the European Union, however until the end of the transition period was still a part of the EU Customs Union. Due to the absence of intra-trade data in the surveillance system, the total of the EU trade data therefore also include the UK trade until 31/12/2020. The data as of 1/01/2021 is therefore not comparable with the data until 31/12/2020.

### Publication of data

This report is published on a weekly basis. **In case of a technical issue or another constraint causing delay of the publication, please note that the next upload will be done in the coming days at 12h or 16h.**

The data are expressed in quantity of the product itself, unless otherwise stated  
 Below the specifications of the products included in the report

Product Type	CN code	Conversion factor milled equivalent
Paddy	Indica 1006 10 79 (until 31/12/2016: 1006 10 27; 1006 10 98)	0.552
	1006 10 50 (until 31/12/2016: 1006 10 23; 1006 1094) ; Japonica 1006 10 71 (until 31/12/2016: 1006 1025; 1006 1096)	0.552
	1006 10 30 (until 31/12/2016: 1006 10 21; 1006 10 92)	0.62
Husked	Indica 1006 20 17; 1006 20 98	0.69
	1006 20 13; 1006 20 15; 1006 20 94; 1006 20 96 Japonica	0.69
	1006 20 11; 1006 20 92	0.775
Milled & semi-milled	Indica 1006 30 27; 1006 30 48	0.93284
	1006 30 67; 1006 30 98	1
	1006 30 23; 1006 30 25; 1006 30 44; 1006 30 46 Japonica	0.93284
	1006 30 21; 1006 30 42	0.93897
	1006 30 61; 1006 30 63; 1006 30 65; 1006 30 92; 1006 30 94; 1006 30 96	1

### Changes in the report

as of 09/07/2018:

- the weekly reference period is from Monday to Sunday (compared to Wednesday to Tuesday previously)
- calendar of marketing year weeks is added
- for 2018/19 and 2019/20 marketing year, data for weeks 1 and 2 are aggregated and shown as week 2

as of 10/02/2020:

- the report includes export data. Historical data are available since 1/09/2017

## Calendar of Marketing Year weeks

Week	2020/21		2021/22		2022/23	
	Start	End	Start	End	Start	End
1	01/09/2020	06/09/2020	01/09/2021	05/09/2021	01/09/2022	04/09/2022
2	07/09/2020	13/09/2020	06/09/2021	12/09/2021	05/09/2022	11/09/2022
3	14/09/2020	20/09/2020	13/09/2021	19/09/2021	12/09/2022	18/09/2022
4	21/09/2020	27/09/2020	20/09/2021	26/09/2021	19/09/2022	25/09/2022
5	28/09/2020	04/10/2020	27/09/2021	03/10/2021	26/09/2022	02/10/2022
6	05/10/2020	11/10/2020	04/10/2021	10/10/2021	03/10/2022	09/10/2022
7	12/10/2020	18/10/2020	11/10/2021	17/10/2021	10/10/2022	16/10/2022
8	19/10/2020	25/10/2020	18/10/2021	24/10/2021	17/10/2022	23/10/2022
9	26/10/2020	01/11/2020	25/10/2021	31/10/2021	24/10/2022	30/10/2022
10	02/11/2020	08/11/2020	01/11/2021	07/11/2021	31/10/2022	06/11/2022
11	09/11/2020	15/11/2020	08/11/2021	14/11/2021	07/11/2022	13/11/2022
12	16/11/2020	22/11/2020	15/11/2021	21/11/2021	14/11/2022	20/11/2022
13	23/11/2020	29/11/2020	22/11/2021	28/11/2021	21/11/2022	27/11/2022
14	30/11/2020	06/12/2020	29/11/2021	05/12/2021	28/11/2022	04/12/2022
15	07/12/2020	13/12/2020	06/12/2021	12/12/2021	05/12/2022	11/12/2022
16	14/12/2020	20/12/2020	13/12/2021	19/12/2021	12/12/2022	18/12/2022
17	21/12/2020	27/12/2020	20/12/2021	26/12/2021	19/12/2022	25/12/2022
18	28/12/2020	03/01/2021	27/12/2021	02/01/2022	26/12/2022	01/01/2023
19	04/01/2021	10/01/2021	03/01/2022	09/01/2022	02/01/2023	08/01/2023
20	11/01/2021	17/01/2021	10/01/2022	16/01/2022	09/01/2023	15/01/2023
21	18/01/2021	24/01/2021	17/01/2022	23/01/2022	16/01/2023	22/01/2023
22	25/01/2021	31/01/2021	24/01/2022	30/01/2022	23/01/2023	29/01/2023
23	01/02/2021	07/02/2021	31/01/2022	06/02/2022	30/01/2023	05/02/2023
24	08/02/2021	14/02/2021	07/02/2022	13/02/2022	06/02/2023	12/02/2023
25	15/02/2021	21/02/2021	14/02/2022	20/02/2022	13/02/2023	19/02/2023
26	22/02/2021	28/02/2021	21/02/2022	27/02/2022	20/02/2023	26/02/2023
27	01/03/2021	07/03/2021	28/02/2022	06/03/2022	27/02/2023	05/03/2023
28	08/03/2021	14/03/2021	07/03/2022	13/03/2022	06/03/2023	12/03/2023
29	15/03/2021	21/03/2021	14/03/2022	20/03/2022	13/03/2023	19/03/2023
30	22/03/2021	28/03/2021	21/03/2022	27/03/2022	20/03/2023	26/03/2023
31	29/03/2021	04/04/2021	28/03/2022	03/04/2022	27/03/2023	02/04/2023
32	05/04/2021	11/04/2021	04/04/2022	10/04/2022	03/04/2023	09/04/2023
33	12/04/2021	18/04/2021	11/04/2022	17/04/2022	10/04/2023	16/04/2023
34	19/04/2021	25/04/2021	18/04/2022	24/04/2022	17/04/2023	23/04/2023
35	26/04/2021	02/05/2021	25/04/2022	01/05/2022	24/04/2023	30/04/2023
36	03/05/2021	09/05/2021	02/05/2022	08/05/2022	01/05/2023	07/05/2023
37	10/05/2021	16/05/2021	09/05/2022	15/05/2022	08/05/2023	14/05/2023
38	17/05/2021	23/05/2021	16/05/2022	22/05/2022	15/05/2023	21/05/2023
39	24/05/2021	30/05/2021	23/05/2022	29/05/2022	22/05/2023	28/05/2023
40	31/05/2021	06/06/2021	30/05/2022	05/06/2022	29/05/2023	04/06/2023
41	07/06/2021	13/06/2021	06/06/2022	12/06/2022	05/06/2023	11/06/2023
42	14/06/2021	20/06/2021	13/06/2022	19/06/2022	12/06/2023	18/06/2023
43	21/06/2021	27/06/2021	20/06/2022	26/06/2022	19/06/2023	25/06/2023
44	28/06/2021	04/07/2021	27/06/2022	03/07/2022	26/06/2023	02/07/2023
45	05/07/2021	11/07/2021	04/07/2022	10/07/2022	03/07/2023	09/07/2023
46	12/07/2021	18/07/2021	11/07/2022	17/07/2022	10/07/2023	16/07/2023
47	19/07/2021	25/07/2021	18/07/2022	24/07/2022	17/07/2023	23/07/2023
48	26/07/2021	01/08/2021	25/07/2022	31/07/2022	24/07/2023	30/07/2023
49	02/08/2021	08/08/2021	01/08/2022	07/08/2022	31/07/2023	06/08/2023
50	09/08/2021	15/08/2021	08/08/2022	14/08/2022	07/08/2023	13/08/2023
51	16/08/2021	22/08/2021	15/08/2022	21/08/2022	14/08/2023	20/08/2023
52	23/08/2021	29/08/2021	22/08/2022	28/08/2022	21/08/2023	27/08/2023
53	30/08/2021	31/08/2021	29/08/2022	31/08/2022	28/08/2023	31/08/2023

## Imports

Cumul of week 1 to 21

		EU *		EU *		EU + UK	
		01/09/2022 - 21/01/2023		01/09/2021 - 23/01/2022		01/09/2020 - 24/01/2021	
		Export	Import	Export	Import	Export	Import
<i>(tonnes milled equivalent)</i>							
Paddy	Indica	59	7,343	122	5,568	9	11,045
	Japonica	4,383	13	241	12	6,768	76
	<b>Total paddy</b>	<b>4,442</b>	<b>7,355</b>	<b>363</b>	<b>5,579</b>	<b>6,776</b>	<b>11,121</b>
Husked	Indica	3,980	105,585	2,839	144,776	1,169	191,773
	Japonica	6,371	40,718	3,303	16,102	4,456	6,182
	<b>Total husked</b>	<b>10,352</b>	<b>146,303</b>	<b>6,142</b>	<b>160,879</b>	<b>5,625</b>	<b>197,955</b>
Milled & semi-milled	Indica	35,691	266,527	39,525	194,779	16,472	196,709
	Japonica	67,208	67,301	84,352	91,010	67,776	79,520
	<b>Total milled</b>	<b>102,898</b>	<b>333,828</b>	<b>123,877</b>	<b>285,790</b>	<b>84,248</b>	<b>276,229</b>
<b>General Total</b>		<b>117,692</b>	<b>487,486</b>	<b>130,381</b>	<b>452,248</b>	<b>96,650</b>	<b>485,306</b>
Broken	Total broken	5,649	211,772	4,043	185,939	2,918	133,447

\* The United Kingdom is no longer a Member State of the European Union, however until the end of the transition period was still a part of the EU Customs Union. Due to the absence of intra-trade data in the surveillance system, the total of the EU trade data therefore also include the UK trade until 31/12/2020. The data as of 1/01/2021 is therefore not comparable with the data until 31/12/2020.

Import (tonnes milled equivalent)	Paddy			Husked			Milled & semi-milled			Total			Broken
	Indica	Japonica	Total	Indica	Japonica	Total	Indica	Japonica	Total	Indica	Japonica	Total	Total
BE	48		48	16,743	155	16,899	24,774	1,609	26,383	41,565	1,764	43,329	147,931
BG				38	33,289	33,327	1,160	3,723	4,883	1,198	37,011	38,210	461
CZ				105	6	110	15,467	2,616	18,082	15,571	2,621	18,193	178
DK		1	1	766	68	834	2,201	502	2,703	2,967	571	3,538	
DE		2	2	1,376	87	1,463	13,832	4,750	18,582	15,208	4,840	20,048	914
EE					3	3	191	248	439	191	251	442	
IE		4	4	97	86	183	2,265	1,056	3,321	2,362	1,145	3,507	14
EL				105		105	3,539	820	4,359	3,644	820	4,464	24
ES				21,665	104	21,770	7,023	6,637	13,660	28,689	6,741	35,430	9,599
FR	7,294		7,294	7,139	50	7,189	64,485	7,709	72,194	78,919	7,759	86,678	10,212
HR				2	3	5	1,292	209	1,502	1,294	213	1,506	
IT				11,223	4,852	16,076	28,465	6,817	35,282	39,689	11,669	51,358	1,845
CY				23		23	1,470	282	1,752	1,493	282	1,775	1
LV							1,071	75	1,146	1,071	75	1,146	
LT				35		35	3,094	347	3,442	3,129	347	3,476	650
LU													
HU				45		45	2,699	171	2,870	2,743	171	2,915	
MT				7		7	751	541	1,292	758	541	1,299	77
NL		3	3	22,359	1,489	23,848	48,890	4,673	53,563	71,249	6,166	77,415	30,611
AT				12	2	14	1,102	831	1,933	1,114	833	1,947	202
PL				1,872	402	2,274	20,399	5,878	26,277	22,271	6,280	28,551	1,775
PT	1		1	21,843		21,843	3,643	603	4,246	25,487	603	26,091	6,887
RO				35		35	3,831	12,664	16,495	3,866	12,664	16,530	
SI				15		15	5,262	1,341	6,603	5,277	1,341	6,618	
SK							25	20	45	25	20	45	
FI							1,263	478	1,741	1,263	478	1,741	187
SE				35	5	40	7,690	2,655	10,345	7,725	2,660	10,385	191
XI		2	2	45	115	160	642	47	689	687	164	851	13
<b>EU *</b>	<b>7,343</b>	<b>13</b>	<b>7,355</b>	<b>105,585</b>	<b>40,718</b>	<b>146,303</b>	<b>266,527</b>	<b>67,301</b>	<b>333,828</b>	<b>379,455</b>	<b>108,032</b>	<b>487,486</b>	<b>211,772</b>

\* The United Kingdom is no longer a Member State of the European Union, however until the end of the transition period was still a part of the EU Customs Union. Due to the absence of intra-trade data in the surveillance system, the total of the EU trade data therefore also include the UK trade until 31/12/2020. The data as of 1/01/2021 is therefore not comparable with the data until 31/12/2020.

**Top 5 import origins\* - (update of 22 Jan 2023)**

Paddy-Indica				
Origin	MY 2022/23		MY 2021/22	
	tonnes	share	tonnes	share
Guyana	7,340	100.0%	5,565	99.9%

Paddy-Japonica				
Origin	MY 2022/23		MY 2021/22	
	tonnes	share	tonnes	share
India	6	45.4%	0	0.3%
United Kingdom	3	19.9%	1	4.4%
Bangladesh	2	17.5%	7	64.1%

Total Paddy				
Origin	MY 2022/23		MY 2021/22	
	tonnes	share	tonnes	share
Guyana	7,340	99.8%	5,565	99.7%
India	6	0.1%	0	0.0%
United Kingdom	3	0.0%	2	0.0%
Bangladesh	2	0.0%	9	0.2%

Husked-Indica				
Origin	MY 2022/23		MY 2021/22	
	tonnes	share	tonnes	share
Pakistan	27,214	25.8%	62,889	43.4%
Guyana	20,945	19.8%	19,897	13.7%
India	18,638	17.7%	7,601	5.3%
Argentina	9,726	9.2%	7,036	4.9%
Uruguay	8,705	8.2%	20,448	14.1%

Husked-Japonica				
Origin	MY 2022/23		MY 2021/22	
	tonnes	share	tonnes	share
China	33,258	81.7%	13,978	86.8%
Vietnam	4,266	10.5%	21	0.1%
Cambodia	1,096	2.7%	168	1.0%
Australia	973	2.4%	-----	-----
India	542	1.3%	1,479	9.2%

Total Husked				
Origin	MY 2022/23		MY 2021/22	
	tonnes	share	tonnes	share
China	33,291	22.8%	14,008	8.7%
Pakistan	27,221	18.6%	62,972	39.1%
Guyana	21,045	14.4%	19,950	12.4%
India	19,180	13.1%	9,079	5.6%
Argentina	9,939	6.8%	7,091	4.4%

Milled & semi-milled-Indica				
Origin	MY 2022/23		MY 2021/22	
	tonnes	share	tonnes	share
Myanmar	73,561	27.6%	114	0.1%
Cambodia	63,596	23.9%	43,579	22.4%
Thailand	49,759	18.7%	62,490	32.1%
Pakistan	28,589	10.7%	28,152	14.5%
India	23,592	8.9%	25,117	12.9%

Milled & semi-milled-Japonica				
Origin	MY 2022/23		MY 2021/22	
	tonnes	share	tonnes	share
Myanmar	33,497	49.8%	57,833	63.5%
Vietnam	8,144	12.1%	5,637	6.2%
Cambodia	5,684	8.4%	5,187	5.7%
Pakistan	4,205	6.2%	3,215	3.5%
United States of America	4,079	6.1%	9,136	10.0%

Total Milled & semi-milled				
Origin	MY 2022/23		MY 2021/22	
	tonnes	share	tonnes	share
Myanmar	107,058	32.1%	57,947	20.3%
Cambodia	69,280	20.8%	48,766	17.1%
Thailand	53,634	16.1%	66,150	23.1%
Pakistan	32,795	9.8%	31,367	11.0%
India	26,877	8.1%	27,965	9.8%

Broken-				
Origin	MY 2022/23		MY 2021/22	
	tonnes	share	tonnes	share
Myanmar	130,493	61.6%	108,792	58.5%
Brazil	34,186	16.1%	8,157	4.4%
Argentina	13,074	6.2%	775	0.4%
Cambodia	10,692	5.0%	9,630	5.2%
Thailand	6,715	3.2%	8,938	4.8%

\* The United Kingdom is no longer a Member State of the European Union, however until the end of the transition period was still a part of the EU Customs Union. Due to the absence of intra-trade data in the surveillance system, the total of the EU trade data therefore also include the UK trade until 31/12/2020. The data as of 1/01/2021 is therefore not comparable with the data until 31/12/2020.

## Exports

Situation at 22/01/2023

Marketing year 2022 - 2023

Week 1 to 21 from 01/09/2022 to 21/01/2023

Summary

Export (tonnes milled equivalent)	Paddy			Husked			Milled & semi-milled			Total			Broken
	Indica	Japonica	Total	Indica	Japonica	Total	Indica	Japonica	Total	Indica	Japonica	Total	Total
BE		1	2	1,847	2	1,849	8,516	465	8,981	10,364	468	10,832	1,218
BG		4,201	4,201	4	2,555	2,559	62	1,769	1,831	65	8,525	8,591	
CZ							903	45	947	903	45	947	
DK	1		2	38	19	57	196	193	389	235	212	447	
DE		5	5	33	23	56	245	780	1,025	278	808	1,086	3
EE							22	1	23	22	1	23	
IE							9		9	9		9	
EL				507	1,765	2,272	244	7,200	7,444	752	8,965	9,717	557
ES	1	14	15	178	212	390	7,504	10,951	18,455	7,683	11,177	18,860	1,859
FR		61	61	96	39	135	426	291	718	522	391	914	8
HR							340	1	341	340	1	341	
IT		10	11	522	1,565	2,088	7,978	37,738	45,716	8,500	39,314	47,814	1,130
CY													
LV				2	1	3	15	3	18	17	4	21	
LT				46		47	2,635	270	2,905	2,681	271	2,952	176
LU							1	1	1	1	1	1	
HU		28	28	4		4	4	392	396	9	420	428	
MT							19	6	25	19	6	25	
NL	55	53	109	447	144	591	4,742	901	5,643	5,244	1,098	6,342	102
AT				1		1	5	4	10	6	5	11	
PL		4	5	62	2	64	730	200	929	792	206	998	137
PT		3	3	153	3	156	745	4,914	5,659	898	4,920	5,818	398
RO				3	36	39	105	819	923	108	854	963	60
SI				9	3	12	66	146	212	74	150	224	
SK							1	9	10	1	9	10	
FI													
SE		1	1	28	1	29	179	110	289	207	112	319	2
XI													
<b>EU *</b>	<b>59</b>	<b>4,383</b>	<b>4,442</b>	<b>3,980</b>	<b>6,371</b>	<b>10,352</b>	<b>35,691</b>	<b>67,208</b>	<b>102,898</b>	<b>39,730</b>	<b>77,963</b>	<b>117,692</b>	<b>5,649</b>

\* The United Kingdom is no longer a Member State of the European Union, however until the end of the transition period was still a part of the EU Customs Union. Due to the absence of intra-trade data in the surveillance system, the total of the EU trade data therefore also include the UK trade until 31/12/2020. The data as of 1/01/2021 is therefore not comparable with the data until 31/12/2020.

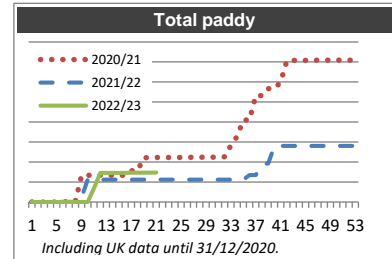
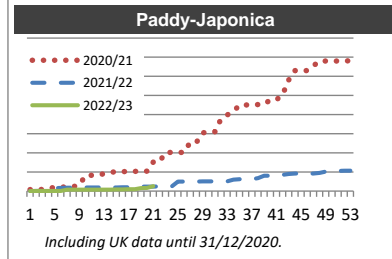
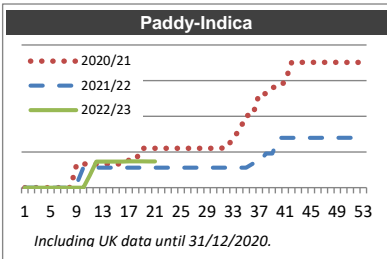
Week 1 to 21 from 01/09/2022 to 21/01/2023

(tonnes milled equivalent)

Paddy-Indica			
week	2020/21	2021/22	2022/23
1	0	0	0
2	0	0	0
3	0	0	0
4	0	0	0
5	0	2	0
6	1	2	0
7	14	2	0
8	14	2	0
9	6,640	1,107	0
10	6,640	5,568	0
11	6,640	5,568	3,483
12	6,640	5,568	7,292
13	6,640	5,568	7,292
14	6,640	5,568	7,292
15	6,640	5,568	7,292
16	6,640	5,568	7,292
17	7,747	5,568	7,340
18	7,747	5,568	7,340
19	11,045	5,568	7,340
20	11,045	5,568	7,343
21	11,045	5,568	7,343
22	11,045	5,568	
23	11,045	5,568	
24	11,045	5,568	
25	11,045	5,568	
26	11,045	5,568	
27	11,045	5,568	
28	11,045	5,568	
29	11,045	5,568	
30	11,046	5,568	
31	11,109	5,568	
32	11,110	5,568	
33	13,979	5,568	
34	16,132	5,568	
35	20,268	5,568	
36	20,268	6,672	
37	26,357	6,672	
38	26,357	9,551	
39	28,096	9,551	
40	28,096	13,973	
41	29,752	13,973	
42	35,112	13,973	
43	35,112	13,973	
44	35,112	13,973	
45	35,112	13,973	
46	35,112	13,973	
47	35,112	13,973	
48	35,112	13,973	
49	35,115	13,973	
50	35,115	13,973	
51	35,115	13,973	
52	35,115	13,973	
53	35,115	13,973	

Paddy-Japonica			
week	2020/21	2021/22	2022/23
1	4	0	0
2	4	0	0
3	4	0	0
4	7	0	0
5	10	8	0
6	11	8	0
7	11	9	4
8	12	9	4
9	15	9	4
10	41	9	4
11	41	9	4
12	42	9	4
13	46	10	4
14	48	10	4
15	51	10	4
16	51	10	4
17	51	10	5
18	52	10	5
19	52	12	8
20	52	12	8
21	76	12	13
22	76	12	
23	101	12	
24	101	12	
25	101	25	
26	101	25	
27	127	25	
28	127	25	
29	152	25	
30	155	25	
31	155	25	
32	189	25	
33	199	26	
34	208	30	
35	225	31	
36	225	31	
37	225	31	
38	226	34	
39	226	40	
40	238	40	
41	239	40	
42	252	42	
43	290	45	
44	315	46	
45	315	46	
46	315	46	
47	327	46	
48	340	48	
49	340	51	
50	340	51	
51	340	53	
52	340	53	
53	340	53	

Total paddy			
week	2020/21	2021/22	2022/23
1	4	0	0
2	4	0	0
3	4	0	0
4	7	0	0
5	10	10	0
6	12	10	0
7	25	11	4
8	26	11	4
9	6,654	1,116	4
10	6,680	5,577	4
11	6,681	5,577	3,487
12	6,682	5,577	7,296
13	6,685	5,577	7,296
14	6,688	5,577	7,296
15	6,691	5,577	7,296
16	6,691	5,578	7,296
17	7,798	5,578	7,344
18	7,799	5,578	7,345
19	11,097	5,579	7,348
20	11,097	5,579	7,351
21	11,121	5,579	7,355
22	11,121	5,580	
23	11,146	5,580	
24	11,146	5,580	
25	11,146	5,593	
26	11,146	5,593	
27	11,172	5,593	
28	11,172	5,593	
29	11,197	5,593	
30	11,200	5,594	
31	11,264	5,594	
32	11,299	5,594	
33	14,177	5,594	
34	16,340	5,598	
35	20,493	5,600	
36	20,493	6,704	
37	26,582	6,704	
38	26,583	9,585	
39	28,322	9,591	
40	28,334	14,013	
41	29,990	14,013	
42	35,365	14,015	
43	35,403	14,017	
44	35,427	14,018	
45	35,428	14,018	
46	35,428	14,018	
47	35,440	14,019	
48	35,452	14,021	
49	35,455	14,025	
50	35,456	14,025	
51	35,456	14,026	
52	35,456	14,027	
53	35,456	14,027	





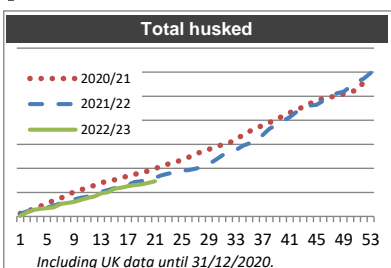
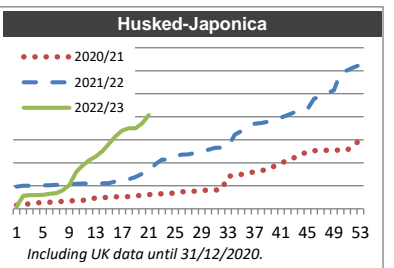
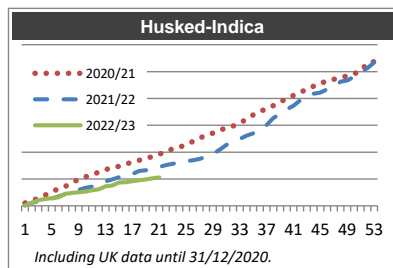
Week 1 to 21 from 01/09/2022 to 21/01/2023

(tonnes milled equivalent)

Husked-Indica			
week	2020/21	2021/22	2022/23
1	10,411	1,616	1,030
2	21,240	11,065	10,683
3	27,266	17,195	20,925
4	39,601	21,145	25,220
5	52,810	27,338	28,398
6	63,494	35,015	31,515
7	72,628	43,525	45,079
8	84,356	52,389	47,834
9	99,962	59,684	50,155
10	107,816	66,963	52,837
11	115,004	71,847	58,024
12	125,920	82,454	62,007
13	134,586	90,911	72,687
14	142,231	98,186	75,816
15	146,935	106,266	86,930
16	156,158	111,499	88,107
17	162,152	118,796	92,188
18	169,381	129,889	94,919
19	177,972	132,588	98,352
20	182,649	139,584	102,675
21	191,773	144,776	105,585
22	203,337	151,958	
23	211,578	156,948	
24	218,560	159,881	
25	228,087	166,755	
26	239,226	169,547	
27	253,202	174,653	
28	261,255	182,290	
29	270,845	193,316	
30	282,132	209,654	
31	289,656	227,598	
32	297,065	238,771	
33	308,746	249,286	
34	322,069	260,939	
35	339,087	270,509	
36	350,050	278,995	
37	363,262	302,051	
38	373,383	327,197	
39	386,548	341,840	
40	398,837	359,063	
41	411,323	373,440	
42	424,479	393,603	
43	432,429	401,191	
44	445,933	417,822	
45	455,417	421,588	
46	466,324	433,884	
47	470,837	443,578	
48	476,998	462,446	
49	484,152	467,029	
50	492,004	480,935	
51	500,728	499,236	
52	532,096	512,222	
53	537,183	534,029	

Husked-Japonica			
week	2020/21	2021/22	2022/23
1	1,569	9,621	843
2	1,939	9,983	5,682
3	2,167	10,046	5,916
4	2,553	10,170	6,003
5	2,718	10,204	6,050
6	2,818	10,221	6,497
7	3,060	10,366	6,833
8	3,196	10,476	8,066
9	3,444	10,516	10,295
10	3,616	10,879	16,030
11	3,649	10,976	18,868
12	3,838	11,001	21,072
13	4,818	11,036	22,842
14	4,904	11,070	25,082
15	4,963	11,143	28,279
16	5,243	11,899	31,584
17	5,291	12,802	34,025
18	5,300	12,826	35,019
19	5,686	13,780	35,021
20	5,859	15,187	37,046
21	6,182	16,102	40,718
22	6,541	19,427	
23	6,559	21,343	
24	6,641	21,346	
25	6,869	23,028	
26	7,424	23,523	
27	7,581	23,603	
28	7,686	24,334	
29	7,947	25,308	
30	8,148	25,620	
31	8,169	26,464	
32	8,339	26,533	
33	14,213	26,846	
34	14,416	32,220	
35	14,982	33,724	
36	15,559	35,278	
37	16,082	37,001	
38	16,589	37,232	
39	17,200	37,815	
40	18,499	38,575	
41	19,798	39,631	
42	21,218	40,776	
43	22,213	41,935	
44	23,666	42,628	
45	24,684	43,274	
46	25,298	47,893	
47	25,391	48,795	
48	25,412	50,447	
49	25,423	51,495	
50	25,499	59,236	
51	25,524	60,196	
52	27,533	61,468	
53	30,072	62,576	

Total husked			
week	2020/21	2021/22	2022/23
1	11,980	11,237	1,873
2	23,179	21,049	16,365
3	29,434	27,241	26,841
4	42,154	31,314	31,224
5	55,528	37,542	34,448
6	66,312	45,236	38,012
7	75,688	53,891	51,912
8	87,551	62,865	55,900
9	103,406	70,200	60,450
10	111,431	77,842	68,867
11	118,653	82,823	76,892
12	129,757	93,455	83,079
13	139,404	101,947	95,530
14	147,134	109,257	100,899
15	151,898	117,409	115,209
16	161,401	123,399	119,691
17	167,443	131,599	126,214
18	174,681	142,714	129,938
19	183,658	146,367	133,374
20	188,508	154,771	139,721
21	197,955	160,879	146,303
22	209,877	171,385	
23	218,137	178,291	
24	225,202	181,227	
25	234,956	189,783	
26	246,650	193,069	
27	260,783	198,256	
28	268,941	206,624	
29	278,792	218,624	
30	290,280	235,275	
31	297,825	254,062	
32	305,404	265,303	
33	322,960	276,132	
34	336,485	293,159	
35	354,069	304,233	
36	365,609	314,274	
37	379,344	339,052	
38	389,972	364,429	
39	403,748	379,655	
40	417,335	397,638	
41	431,121	413,072	
42	445,698	434,379	
43	454,642	443,126	
44	469,599	460,450	
45	480,101	464,862	
46	491,622	481,778	
47	496,228	492,373	
48	502,410	512,893	
49	509,575	518,524	
50	517,502	540,170	
51	526,252	559,432	
52	559,628	573,690	
53	567,254	596,605	



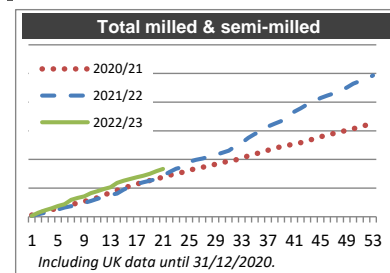
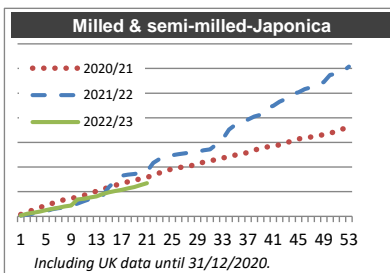
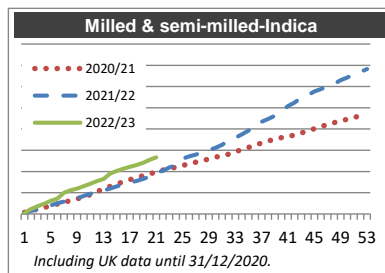
Week 1 to 21 from 01/09/2022 to 21/01/2023

(tonnes milled equivalent)

Milled & semi-milled-Indica			
week	2020/21	2021/22	2022/23
1	7,831	4,911	4,771
2	14,237	14,438	23,314
3	22,955	22,191	36,834
4	29,916	31,227	48,284
5	38,980	40,653	61,710
6	47,247	50,625	72,535
7	55,563	57,812	100,131
8	61,696	66,226	111,730
9	71,779	74,470	120,028
10	80,074	84,413	131,097
11	90,747	94,504	142,400
12	105,526	103,425	154,752
13	117,761	111,536	164,962
14	129,644	119,992	190,514
15	140,535	129,408	202,443
16	151,952	138,768	212,373
17	161,315	146,817	222,124
18	170,816	155,837	230,208
19	179,855	164,916	240,802
20	188,820	175,710	254,654
21	196,709	194,779	266,527
22	206,260	203,312	
23	213,686	219,164	
24	219,972	229,206	
25	228,330	259,557	
26	236,405	271,064	
27	243,660	279,198	
28	251,239	289,478	
29	259,232	301,301	
30	267,469	311,683	
31	275,071	325,404	
32	281,521	345,818	
33	292,394	358,380	
34	303,364	374,876	
35	313,414	392,421	
36	322,322	404,539	
37	334,427	434,061	
38	344,358	447,431	
39	351,599	461,460	
40	358,891	486,245	
41	364,830	507,953	
42	372,085	524,843	
43	380,584	547,002	
44	391,434	559,480	
45	401,922	577,087	
46	411,611	587,634	
47	420,474	599,239	
48	429,861	612,039	
49	436,768	629,947	
50	446,271	642,151	
51	454,699	657,443	
52	462,139	669,066	
53	465,832	682,488	

Milled & semi-milled-Japonica			
week	2020/21	2021/22	2022/23
1	3,786	1,556	1,647
2	9,578	3,415	5,278
3	12,594	5,454	7,594
4	17,727	6,909	9,571
5	22,733	10,497	12,802
6	26,525	14,652	15,234
7	31,064	16,443	17,629
8	33,836	17,890	20,144
9	35,943	21,822	21,884
10	39,656	25,786	34,319
11	42,553	30,604	35,812
12	46,319	35,298	38,276
13	51,073	40,872	40,577
14	54,641	42,314	45,166
15	59,315	59,949	48,795
16	63,114	71,277	51,404
17	67,037	82,453	53,700
18	70,110	84,654	56,871
19	73,004	85,850	59,515
20	76,403	88,330	63,262
21	79,520	91,010	67,301
22	83,049	108,621	
23	88,181	116,599	
24	91,468	118,056	
25	96,845	124,058	
26	98,406	126,386	
27	101,242	127,790	
28	102,632	129,748	
29	107,280	130,894	
30	109,793	134,067	
31	113,196	135,780	
32	114,572	146,247	
33	118,544	156,678	
34	120,612	176,177	
35	124,519	185,633	
36	126,549	189,083	
37	129,920	196,289	
38	134,874	202,698	
39	136,774	206,123	
40	140,724	220,300	
41	142,299	224,362	
42	144,975	232,544	
43	148,852	238,202	
44	153,661	248,428	
45	156,911	251,389	
46	159,078	258,124	
47	160,944	261,683	
48	163,208	268,229	
49	166,062	272,164	
50	168,951	287,017	
51	171,918	289,334	
52	177,515	293,882	
53	179,072	303,894	

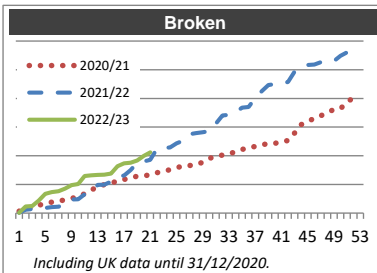
Total milled & semi-milled			
week	2020/21	2021/22	2022/23
1	11,617	6,468	6,418
2	23,815	17,853	28,592
3	35,549	27,645	44,428
4	47,643	38,136	57,855
5	61,713	51,150	74,512
6	73,772	65,277	87,769
7	86,626	74,254	117,761
8	95,532	84,115	131,874
9	107,722	96,291	141,912
10	119,730	110,199	165,417
11	133,300	125,108	178,212
12	151,845	138,724	193,027
13	168,834	152,409	205,539
14	184,285	162,306	235,680
15	199,849	189,356	251,238
16	215,066	210,045	263,777
17	228,352	229,269	275,824
18	240,927	240,491	287,080
19	252,859	250,766	300,317
20	265,223	264,040	317,916
21	276,229	285,790	333,828
22	289,309	311,933	
23	301,867	335,763	
24	311,441	347,262	
25	325,175	383,615	
26	334,811	397,450	
27	344,902	406,989	
28	353,871	419,226	
29	366,512	432,195	
30	377,262	445,751	
31	388,267	461,184	
32	396,093	492,065	
33	410,938	515,058	
34	423,977	551,053	
35	437,932	578,054	
36	448,870	593,621	
37	464,347	630,350	
38	479,232	650,129	
39	488,373	667,583	
40	499,615	706,545	
41	507,130	732,315	
42	517,060	757,387	
43	529,435	785,203	
44	545,095	807,908	
45	558,833	828,475	
46	570,689	845,758	
47	581,418	860,922	
48	593,070	880,268	
49	602,830	902,111	
50	615,222	929,168	
51	626,616	946,777	
52	639,653	962,948	
53	644,904	986,383	



Week 1 to 21 from 01/09/2022 to 21/01/2023

(tonnes milled equivalent)

Broken			
week	2020/21	2021/22	2022/23
1	6,596	1,262	903
2	15,183	11,789	23,003
3	19,421	14,081	24,573
4	27,331	15,967	43,613
5	31,990	17,985	66,886
6	38,197	20,492	73,237
7	42,438	22,276	76,326
8	45,722	31,181	85,158
9	52,129	47,434	97,659
10	55,165	48,566	101,647
11	68,126	65,530	129,129
12	79,239	74,723	131,832
13	93,908	98,036	133,483
14	99,196	99,388	134,310
15	102,768	109,796	137,454
16	113,292	126,979	163,807
17	117,348	130,614	173,351
18	122,353	150,040	175,794
19	128,865	174,884	183,373
20	130,515	180,397	199,571
21	133,447	185,939	211,772
22	140,724	224,285	
23	145,719	226,991	
24	151,329	228,562	
25	158,609	243,452	
26	164,427	252,135	
27	165,953	275,020	
28	169,264	278,805	
29	176,883	282,292	
30	190,819	286,000	
31	197,389	312,313	
32	202,335	340,106	
33	207,794	342,616	
34	213,080	351,749	
35	222,366	367,579	
36	227,345	370,069	
37	232,525	402,202	
38	238,365	425,256	
39	241,388	446,689	
40	243,286	449,518	
41	248,870	451,586	
42	252,898	457,072	
43	278,650	493,031	
44	308,653	500,542	
45	317,537	516,767	
46	331,846	518,249	
47	339,342	526,542	
48	350,490	527,675	
49	361,727	530,375	
50	364,046	548,422	
51	387,208	560,701	
52	402,249	562,461	
53	402,648	563,890	



**Top 5 export destinations\* - (update of 22 Jan 2023)**

Paddy-Indica				
Destination	MY 2022/23		MY 2021/22	
	tonnes	share	tonnes	share
Ukraine	53	89.8%	0	0.1%
United Kingdom	2	3.0%	3	2.7%

Paddy-Japonica				
Destination	MY 2022/23		MY 2021/22	
	tonnes	share	tonnes	share
Türkiye	4,201	95.9%	46	19.0%
United Kingdom	60	1.4%	45	18.5%
Norway	40	0.9%	20	8.2%

Total Paddy				
Destination	MY 2022/23		MY 2021/22	
	tonnes	share	tonnes	share
Türkiye	4,202	94.6%	46	12.6%
United Kingdom	61	1.4%	48	13.2%
Ukraine	53	1.2%	-----	-----
Norway	40	0.9%	20	5.5%

2022/23				
destination	MY 2022/23		MY 2021/22	
	tonnes	share	tonnes	share
United Kingdom	3,047	76.6%	2,007	70.7%
Switzerland	315	7.9%	367	12.9%
Norway	148	3.7%	180	6.3%
Pakistan	138	3.5%	-----	-----
India	86	2.2%	12	0.4%

Husked-Japonica				
destination	MY 2022/23		MY 2021/22	
	tonnes	share	tonnes	share
Türkiye	4,142	65.0%	51	1.6%
Switzerland	1,209	19.0%	1,782	53.9%
United Kingdom	558	8.8%	592	17.9%
Ukraine	111	1.7%	10	0.3%
India	69	1.1%	121	3.7%

Total Husked				
Destination	MY 2022/23		MY 2021/22	
	tonnes	share	tonnes	share
Türkiye	4,144	40.0%	52	0.9%
United Kingdom	3,605	34.8%	2,599	42.3%
Switzerland	1,523	14.7%	2,150	35.0%
India	155	1.5%	133	2.2%
Norway	155	1.5%	187	3.0%

Milled & semi-milled-Indica				
Destination	MY 2022/23		MY 2021/22	
	tonnes	share	tonnes	share
United Kingdom	18,922	53.0%	23,075	58.4%
Switzerland	4,295	12.0%	3,625	9.2%
United States of America	3,108	8.7%	4,306	10.9%
Belarus	2,345	6.6%	2,458	6.2%
Norway	1,843	5.2%	1,890	4.8%

Milled & semi-milled-Japonica				
Destination	MY 2022/23		MY 2021/22	
	tonnes	share	tonnes	share
United Kingdom	26,690	39.7%	31,756	37.6%
Jordan	8,318	12.4%	13,413	15.9%
United States of America	3,960	5.9%	4,243	5.0%
Türkiye	3,582	5.3%	5,388	6.4%
Ukraine	3,421	5.1%	-----	-----

Total Milled & semi-milled				
Destination	MY 2022/23		MY 2021/22	
	tonnes	share	tonnes	share
United Kingdom	45,612	44.3%	54,831	44.3%
Jordan	8,318	8.1%	13,463	10.9%
Switzerland	7,594	7.4%	7,343	5.9%
United States of America	7,068	6.9%	8,548	6.9%
Norway	4,087	4.0%	4,120	3.3%

Broken-				
Destination	MY 2022/23		MY 2021/22	
	tonnes	share	tonnes	share
United Kingdom	3,459	61.2%	2,965	73.4%
Norway	1,353	24.0%	87	2.2%
Serbia	522	9.2%	835	20.6%
Ukraine	178	3.2%	-----	-----
Moldova	60	1.1%	-----	-----

\* The United Kingdom is no longer a Member State of the European Union, however until the end of the transition period was still a part of the EU Customs Union. Due to the absence of intra-trade data in the surveillance system, the total of the EU trade data therefore also include the UK trade until 31/12/2020. The data as of 1/01/2021 is therefore not comparable with the data until 31/12/2020.

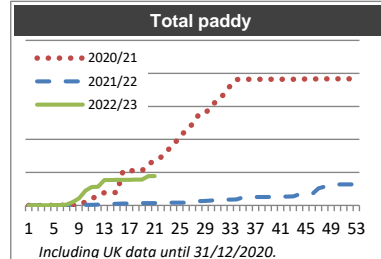
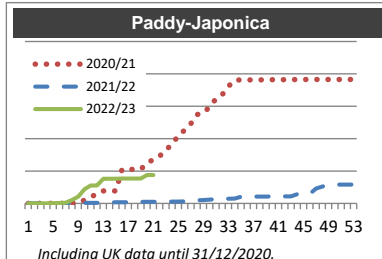
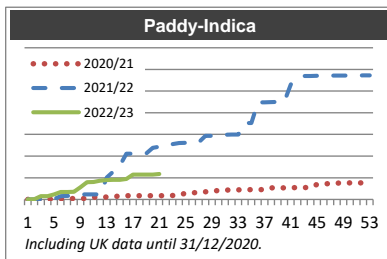
Week 1 to 21 from 01/09/2022 to 21/01/2023

(tonnes milled equivalent)

Paddy-Indica			
week	2020/21	2021/22	2022/23
1	0	0	0
2	1	0	1
3	1	1	8
4	1	1	8
5	1	1	11
6	1	8	17
7	1	8	17
8	2	8	17
9	2	12	28
10	2	12	40
11	5	12	40
12	5	12	43
13	5	51	45
14	5	65	45
15	8	78	45
16	9	106	47
17	9	106	57
18	9	106	58
19	9	106	58
20	9	119	58
21	9	122	59
22	9	122	
23	9	127	
24	9	130	
25	14	130	
26	14	131	
27	17	132	
28	18	147	
29	18	147	
30	21	147	
31	22	149	
32	22	150	
33	22	150	
34	22	177	
35	23	177	
36	23	224	
37	23	224	
38	27	224	
39	27	225	
40	27	225	
41	27	265	
42	27	278	
43	27	285	
44	28	285	
45	35	285	
46	36	285	
47	36	286	
48	38	286	
49	38	286	
50	38	286	
51	38	286	
52	38	286	
53	38	286	

Paddy-Japonica			
week	2020/21	2021/22	2022/23
1	1	2	1
2	1	5	10
3	3	12	11
4	3	16	12
5	6	18	34
6	18	36	46
7	24	39	101
8	38	60	502
9	39	79	1,064
10	531	84	2,206
11	1,029	86	2,762
12	1,440	96	2,764
13	1,939	101	3,809
14	1,941	164	3,813
15	1,942	166	3,817
16	5,257	173	3,828
17	5,258	174	3,830
18	5,258	175	3,840
19	5,259	234	3,841
20	6,248	235	4,382
21	6,768	241	4,383
22	7,304	251	
23	8,321	280	
24	9,064	282	
25	10,554	283	
26	11,297	299	
27	12,330	392	
28	13,736	498	
29	13,954	518	
30	14,943	597	
31	16,130	649	
32	16,793	733	
33	18,083	736	
34	19,045	737	
35	19,055	1,029	
36	19,075	1,047	
37	19,077	1,050	
38	19,079	1,055	
39	19,085	1,058	
40	19,087	1,075	
41	19,091	1,076	
42	19,092	1,078	
43	19,094	1,090	
44	19,121	1,430	
45	19,122	1,441	
46	19,123	1,444	
47	19,125	2,298	
48	19,129	2,586	
49	19,130	2,885	
50	19,132	2,890	
51	19,135	2,891	
52	19,137	2,892	
53	19,137	2,903	

Total paddy			
week	2020/21	2021/22	2022/23
1	1	2	1
2	2	5	11
3	3	12	19
4	4	17	20
5	7	19	45
6	20	43	63
7	26	47	119
8	40	68	519
9	41	91	1,092
10	533	95	2,246
11	1,034	98	2,802
12	1,445	108	2,807
13	1,945	152	3,854
14	1,946	228	3,858
15	1,951	245	3,862
16	5,266	278	3,876
17	5,267	280	3,887
18	5,267	281	3,898
19	5,268	340	3,899
20	6,257	354	4,439
21	6,776	363	4,442
22	7,313	373	
23	8,330	407	
24	9,073	412	
25	10,569	413	
26	11,311	430	
27	12,347	524	
28	13,754	645	
29	13,971	664	
30	14,964	744	
31	16,152	799	
32	16,814	883	
33	18,106	886	
34	19,067	913	
35	19,077	1,206	
36	19,098	1,271	
37	19,100	1,274	
38	19,105	1,280	
39	19,112	1,283	
40	19,114	1,300	
41	19,118	1,341	
42	19,120	1,356	
43	19,121	1,375	
44	19,149	1,715	
45	19,157	1,726	
46	19,159	1,729	
47	19,161	2,584	
48	19,166	2,872	
49	19,168	3,171	
50	19,170	3,176	
51	19,173	3,177	
52	19,175	3,178	
53	19,176	3,189	



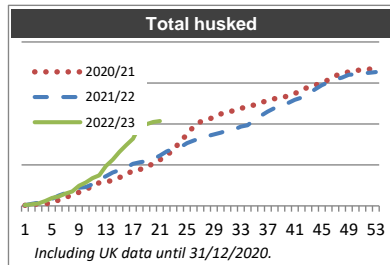
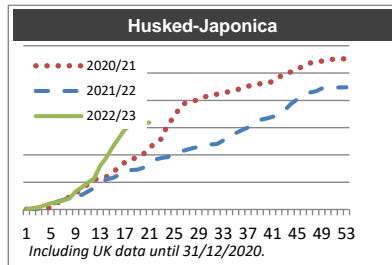
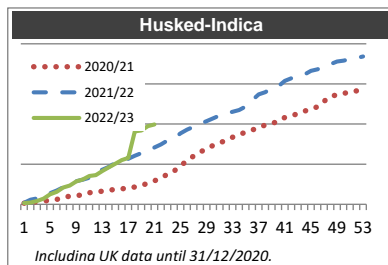
Week 1 to 21 from 01/09/2022 to 21/01/2023

(tonnes milled equivalent)

Husked-Indica			
week	2020/21	2021/22	2022/23
1	54	74	63
2	104	230	94
3	130	299	169
4	161	469	286
5	198	559	504
6	241	682	615
7	352	845	833
8	404	1,040	936
9	430	1,154	1,139
10	463	1,227	1,243
11	579	1,321	1,407
12	617	1,637	1,458
13	651	1,724	1,662
14	712	1,862	1,844
15	743	2,062	2,024
16	762	2,182	2,206
17	846	2,271	2,312
18	859	2,424	3,639
19	935	2,552	3,685
20	1,055	2,662	3,895
21	1,169	2,839	3,980
22	1,297	2,989	
23	1,512	3,176	
24	1,649	3,297	
25	1,947	3,535	
26	2,147	3,718	
27	2,408	3,869	
28	2,612	4,012	
29	2,749	4,149	
30	2,941	4,285	
31	3,072	4,429	
32	3,179	4,533	
33	3,346	4,613	
34	3,497	4,701	
35	3,577	4,876	
36	3,714	5,190	
37	3,793	5,485	
38	3,958	5,592	
39	4,033	5,779	
40	4,128	5,885	
41	4,326	6,148	
42	4,416	6,278	
43	4,515	6,390	
44	4,643	6,471	
45	4,748	6,653	
46	4,864	6,728	
47	5,137	6,854	
48	5,398	6,992	
49	5,450	7,116	
50	5,539	7,157	
51	5,577	7,234	
52	5,652	7,295	
53	5,657	7,369	

Husked-Japonica			
week	2020/21	2021/22	2022/23
1	21	15	37
2	88	27	101
3	101	83	145
4	113	175	321
5	140	316	455
6	480	567	548
7	696	695	659
8	906	891	816
9	1,224	1,056	1,325
10	1,491	1,071	1,618
11	1,867	1,323	1,983
12	2,201	1,581	2,275
13	2,271	1,898	3,209
14	2,399	2,204	3,790
15	2,725	2,316	4,580
16	3,074	2,516	5,224
17	3,461	2,868	5,871
18	3,567	2,891	6,164
19	3,911	2,915	6,291
20	4,064	3,070	6,332
21	4,456	3,303	6,371
22	4,993	3,663	
23	5,193	3,785	
24	6,328	3,851	
25	6,696	4,127	
26	7,588	4,250	
27	7,848	4,375	
28	7,944	4,506	
29	8,035	4,580	
30	8,272	4,639	
31	8,367	4,773	
32	8,453	4,800	
33	8,525	5,077	
34	8,664	5,132	
35	8,740	5,607	
36	8,907	5,814	
37	9,052	6,022	
38	9,109	6,346	
39	9,215	6,580	
40	9,254	6,666	
41	9,381	6,800	
42	9,668	6,922	
43	9,997	7,288	
44	10,080	7,754	
45	10,278	8,067	
46	10,531	8,372	
47	10,737	8,574	
48	10,789	8,659	
49	10,888	8,872	
50	10,990	8,899	
51	11,015	8,938	
52	11,048	8,951	
53	11,050	8,958	

Total husked			
week	2020/21	2021/22	2022/23
1	75	89	100
2	193	256	195
3	231	382	313
4	274	644	607
5	338	874	959
6	721	1,249	1,163
7	1,049	1,540	1,492
8	1,311	1,930	1,753
9	1,654	2,210	2,464
10	1,955	2,298	2,861
11	2,446	2,644	3,391
12	2,818	3,218	3,733
13	2,922	3,622	4,871
14	3,111	4,067	5,635
15	3,468	4,379	6,604
16	3,835	4,698	7,430
17	4,307	5,139	8,183
18	4,426	5,315	9,804
19	4,845	5,467	9,975
20	5,119	5,732	10,227
21	5,625	6,142	10,352
22	6,290	6,653	
23	6,705	6,961	
24	7,977	7,148	
25	8,643	7,661	
26	9,735	7,968	
27	10,255	8,244	
28	10,556	8,518	
29	10,784	8,730	
30	11,213	8,924	
31	11,439	9,202	
32	11,632	9,332	
33	11,870	9,690	
34	12,161	9,833	
35	12,317	10,483	
36	12,621	11,003	
37	12,845	11,507	
38	13,067	11,939	
39	13,247	12,359	
40	13,381	12,551	
41	13,707	12,948	
42	14,085	13,201	
43	14,512	13,678	
44	14,723	14,225	
45	15,026	14,720	
46	15,396	15,100	
47	15,874	15,427	
48	16,187	15,652	
49	16,339	15,988	
50	16,529	16,055	
51	16,592	16,172	
52	16,700	16,246	
53	16,706	16,327	



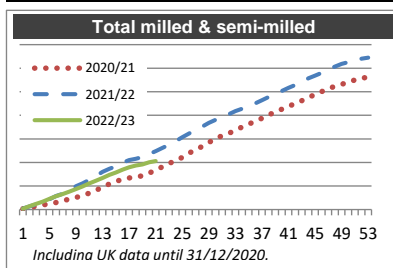
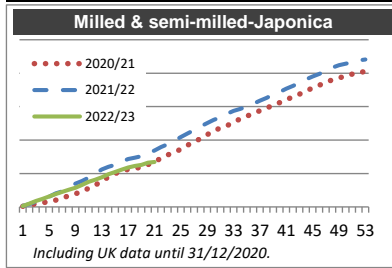
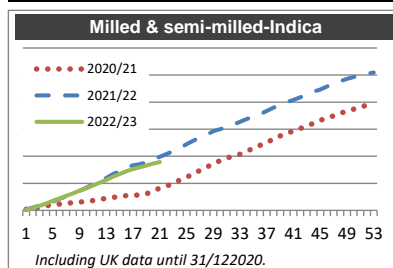
Week 1 to 21 from 01/09/2022 to 21/01/2023

(tonnes milled equivalent)

Milled & semi-milled-Indica			
week	2020/21	2021/22	2022/23
1	772	743	536
2	1,429	2,026	1,993
3	2,425	3,535	3,411
4	3,371	5,223	4,958
5	4,200	6,449	6,993
6	4,610	8,548	8,870
7	5,278	10,392	10,693
8	5,693	12,239	12,485
9	6,031	14,544	14,577
10	6,666	16,755	16,221
11	7,191	19,115	18,284
12	8,142	21,596	20,421
13	8,881	23,959	22,566
14	9,609	26,870	24,886
15	10,073	28,821	26,818
16	10,863	31,740	28,932
17	11,143	33,234	30,547
18	11,366	34,073	31,899
19	12,202	35,545	33,060
20	14,345	37,684	34,587
21	16,472	39,525	35,691
22	18,037	41,637	
23	19,834	43,802	
24	22,566	46,037	
25	24,321	48,870	
26	27,420	51,440	
27	29,365	53,909	
28	31,840	55,876	
29	34,520	58,518	
30	36,629	60,010	
31	38,664	61,461	
32	40,243	63,427	
33	41,568	65,471	
34	43,912	67,520	
35	45,608	68,944	
36	48,055	71,084	
37	49,921	73,455	
38	53,036	75,899	
39	54,972	78,035	
40	56,938	80,010	
41	58,694	81,657	
42	60,516	83,447	
43	62,458	85,673	
44	64,274	87,823	
45	66,441	89,271	
46	68,531	91,540	
47	69,749	93,637	
48	71,845	95,589	
49	73,168	97,169	
50	74,861	98,652	
51	76,346	99,764	
52	77,649	101,101	
53	78,368	101,894	

Milled & semi-milled-Japonica			
week	2020/21	2021/22	2022/23
1	933	1,504	1,325
2	2,912	4,434	4,937
3	4,626	7,919	8,806
4	6,310	11,791	12,016
5	7,743	15,290	15,649
6	10,191	20,193	19,305
7	12,337	23,212	22,412
8	17,258	29,011	25,685
9	19,498	34,951	28,811
10	23,365	38,720	32,924
11	27,582	43,674	37,508
12	32,290	49,875	40,876
13	39,295	55,977	44,320
14	44,421	59,796	48,829
15	49,385	62,952	52,015
16	54,170	67,641	55,869
17	55,908	71,673	59,080
18	57,807	73,755	61,396
19	59,338	76,031	62,736
20	63,089	80,373	65,982
21	67,776	84,352	67,208
22	72,633	89,454	
23	77,963	93,750	
24	81,758	98,998	
25	86,340	104,661	
26	92,256	109,866	
27	97,268	114,928	
28	102,132	120,338	
29	108,102	125,295	
30	113,531	130,275	
31	118,058	133,949	
32	121,361	139,229	
33	126,650	143,433	
34	131,461	146,588	
35	135,698	150,105	
36	139,753	154,338	
37	143,807	158,761	
38	147,562	163,013	
39	152,781	168,039	
40	156,098	171,785	
41	160,009	176,825	
42	165,016	180,997	
43	168,695	185,594	
44	173,623	190,664	
45	177,702	194,979	
46	182,040	198,900	
47	186,105	203,455	
48	190,146	208,253	
49	192,804	211,851	
50	196,127	214,252	
51	198,524	216,056	
52	201,422	218,977	
53	202,135	220,468	

Total milled & semi-milled			
week	2020/21	2021/22	2022/23
1	1,705	2,247	1,862
2	4,341	6,460	6,930
3	7,051	11,454	12,217
4	9,682	17,014	16,973
5	11,943	21,738	22,642
6	14,801	28,740	28,176
7	17,616	33,604	33,105
8	22,951	41,251	38,170
9	25,529	49,496	43,388
10	30,031	55,475	49,145
11	34,773	62,790	55,792
12	40,432	71,471	61,297
13	48,177	79,936	66,886
14	54,030	86,665	73,715
15	59,458	91,773	78,832
16	65,033	99,381	84,801
17	67,051	104,907	89,627
18	69,173	107,828	93,295
19	71,540	111,576	95,796
20	77,435	118,057	100,568
21	84,248	123,877	102,898
22	90,670	131,091	
23	97,796	137,552	
24	104,324	145,035	
25	110,661	153,532	
26	119,677	161,306	
27	126,633	168,836	
28	133,972	176,214	
29	142,622	183,813	
30	150,159	190,284	
31	156,721	195,410	
32	161,605	202,656	
33	168,218	208,903	
34	175,372	214,108	
35	181,306	219,050	
36	187,809	225,422	
37	193,728	232,216	
38	200,598	238,912	
39	207,753	246,074	
40	213,036	251,795	
41	218,702	258,482	
42	225,532	264,445	
43	231,152	271,266	
44	237,897	278,488	
45	244,143	284,249	
46	250,571	290,439	
47	255,854	297,092	
48	261,991	303,842	
49	265,972	309,020	
50	270,988	312,905	
51	274,870	315,819	
52	279,071	320,077	
53	280,503	322,362	



Week 1 to 21 from 01/09/2022 to 21/01/2023

(tonnes milled equivalent)

Broken			
week	2020/21	2021/22	2022/23
1	1	128	27
2	112	263	1,463
3	115	394	1,544
4	140	616	1,622
5	217	639	1,822
6	242	713	1,853
7	530	766	2,178
8	555	1,040	2,656
9	651	1,090	3,026
10	704	1,162	3,178
11	752	1,408	3,277
12	1,266	1,625	3,722
13	1,366	1,733	3,857
14	1,446	1,801	4,159
15	1,495	1,862	4,332
16	1,543	1,963	4,549
17	1,615	3,748	4,761
18	1,616	3,820	4,883
19	1,618	3,868	5,024
20	2,816	3,895	5,357
21	2,918	4,043	5,649
22	3,416	4,425	
23	3,622	4,677	
24	3,706	4,728	
25	4,199	4,910	
26	4,602	4,967	
27	4,724	5,101	
28	4,770	5,244	
29	4,900	7,427	
30	5,023	7,597	
31	5,170	7,697	
32	5,348	7,962	
33	5,493	9,486	
34	5,588	9,678	
35	5,891	9,843	
36	5,923	10,217	
37	6,160	10,406	
38	6,262	10,505	
39	6,467	11,089	
40	6,551	11,262	
41	6,699	11,540	
42	6,798	12,107	
43	6,879	12,346	
44	7,118	12,609	
45	7,194	12,829	
46	7,387	13,213	
47	7,586	13,651	
48	7,653	13,833	
49	7,835	14,264	
50	7,850	14,462	
51	7,878	14,508	
52	7,880	14,713	
53	7,904	14,966	

