



## Rice sector and trade News



Year 15°- n. 165  
August 2025  
Editor in chief  
Dr. Roberto Magnaghi



# News

## PRESS RELEASE

### **Ente Nazionale Risi convenes the Italian rice sector to address the coming months of the market**

*Concern grows over price trends*

Milan July 30, 2025

No one has a crystal ball, but to prevent the problems that could arise in September, and which have been foreshadowed in recent weeks, the Ente Nazionale Risi has convened the Italian rice sector for a debate.

“The discontent among producers, due to the fall in paddy rice prices”, explained the President of the Ente Nazionale Risi, Natalia Bobba, “has prompted the entire rice sector to make some inevitable considerations and reflections”.

As explained by the Director General of the Ente Nazionale Risi, Roberto Magnaghi, paddy rice transfers have slowed down since May, with current stocks at rice producers up by about 48,000 tonnes compared to a year ago and carry-over for the next season likely to amount to about 120,000 tonnes. Stocks held by industry and traders are also up by about 44,000 tonnes, in milled equivalent, compared to a year ago. With almost 235,500 hectares sown with rice (+9,000 hectares compared to last year), paddy rice availability is estimated to exceed 1,600,000 tonnes.

The Ente Nazionale Risi, declaring that it will continue to lobby institutions to encourage political solutions to the system of duties, safeguards and reciprocity, has asked the rice sector to show a sense of responsibility in tackling the marketing campaign, the objective of which, for all parties, must be to place all available production on the market in a positive manner.

“Balancing the needs of all parties in the rice sector essential”, said President Bobba, “in order to maintain the market stability that has allowed Italian rice cultivation to grow significantly in recent years despite often adverse weather conditions”.

# Food Safety

## **Rapid Alert System**

- A border rejection notification was sent by Poland concerning exceeding the MRL for Aflatoxin B1 ( $9.52 \pm 1.90 \mu\text{g}/\text{kg} - \text{ppb}$ ;  $11.1 \pm 3.3 \mu\text{g}/\text{kg} - \text{ppb}$ ) and total aflatoxins B1+ B2+ G1+ G2 ( $10.38 \pm 2.12 \mu\text{g}/\text{kg} - \text{ppb}$ ;  $12.1 \pm 3.6 \mu\text{g}/\text{kg} - \text{ppb}$ ) in Basmati rice from Pakistan.



# **Italian market**

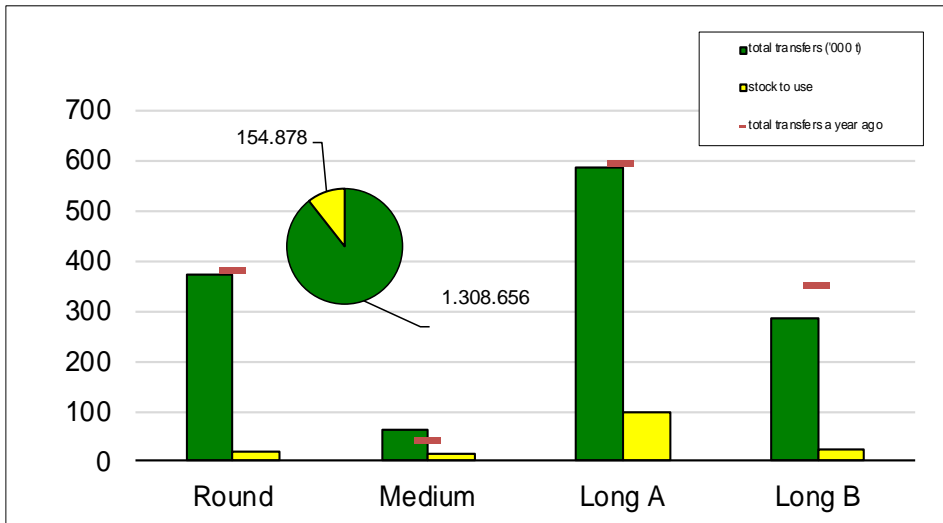
***Campaign 2024/2025***

***From September 1<sup>st</sup> 2024 to July 29, 2025***



## Paddy rice transfers

(in tonnes)



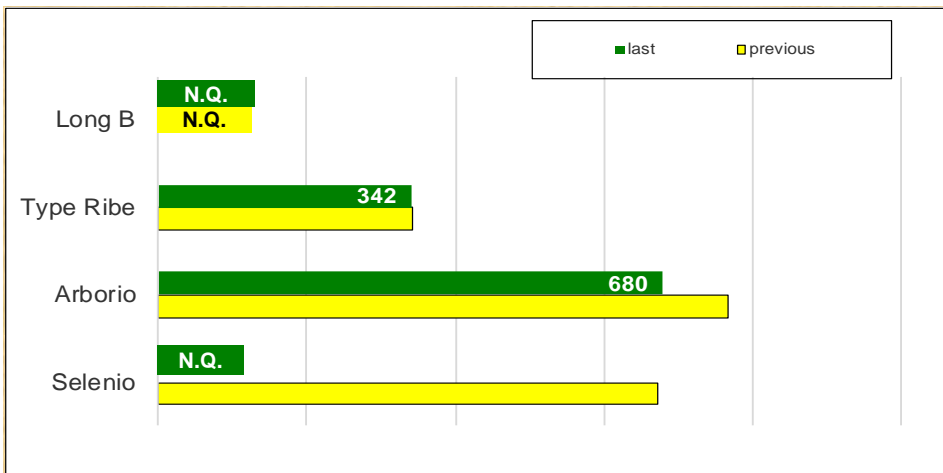
This week, 14,114 tonnes of paddy rice were transferred, of which 6,547 tonnes were "long A", 4,494 tonnes were "long B", 1,758 tonnes were "round" and 1,315 tonnes were "medium".

Total transactions amounted to 1,308,656 tonnes, down 66,773 tonnes (-5%) compared to last year.

The 'medium' segment recorded an increase of 22,179 tonnes (+52%), while the 'round', 'long A' and 'long B' segments showed decreases of 10,114 tonnes (-3%), 11,755 tonnes (-2%) and 67,053 tonnes (-19%) respectively.

154,878 tonnes remain to be placed.

## Paddy prices Vercelli (€/t)



At the Vercelli Commodity Exchange there was a decrease of €/t 89 in the price Arborio variety.

The Selenio, Dardo/Ronaldo, Leonardo varieties and Long B type are not quoted.

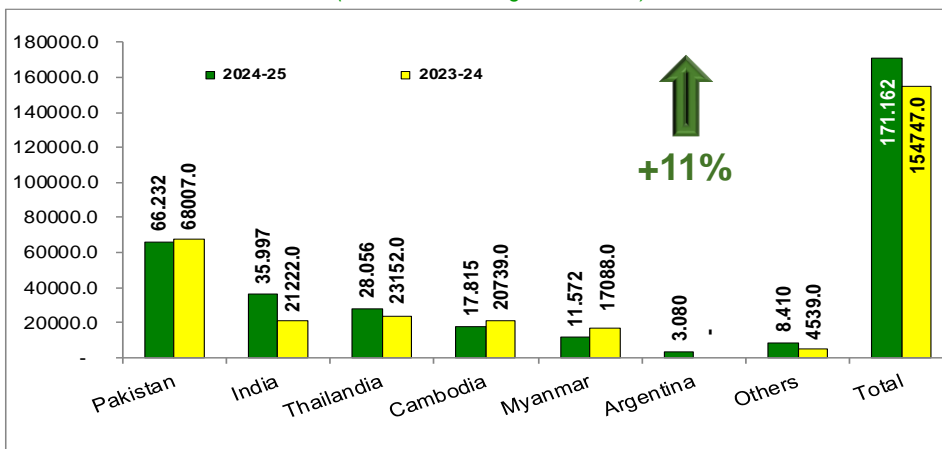
(\*) weighted average of the maximum quotations for the varieties Diva PV and CL007.



## Import: husked + milled

tonnes in milled rice equivalent

(Source: MAECI Agrim Licences)



Imports from third countries amounted to 171,162 tonnes, in milled equivalent, up by 16,415 tonnes (+11%) from a year ago.

Imports of Indica-type rice, at 165,249 tonnes, are up by 13,417 tonnes (+9%) and account for 97% of the total volume.

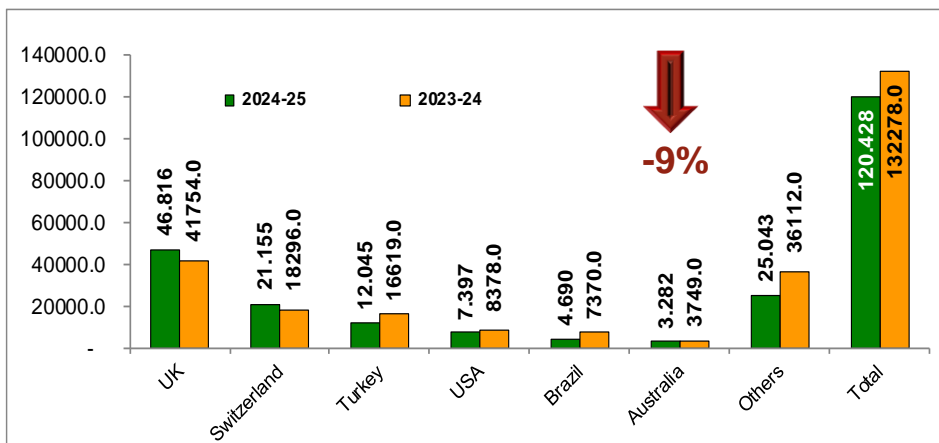
Imports of Japonica rice, at 5,913 tonnes, are up by 2,998 tonnes (+103%).

Imports with duty paid stood at 84,811 tonnes, corresponding to 50% of the total volume.

## Export: husked + milled

tonnes in milled rice equivalent

(Source: ENTE RISI Declaration)



Exports stand at 120,428 tonnes, in milled rice equivalent, down 11,850 tonnes (-9%) from the previous marketing year.

Exports of Japonica rice, at 103,337 tonnes, are down by 11,693 tonnes (-10%), while exports of Indica rice, at 17,091 tonnes, are at the same level as a year ago.

The most exported type of rice is "long A" rice (58,466 t), down 11,572 t (-17%) compared to last year, followed by "round" rice (43,323 t), which, on the other hand, shows an increase of 2,609 t (+6%).



# **European Union market**

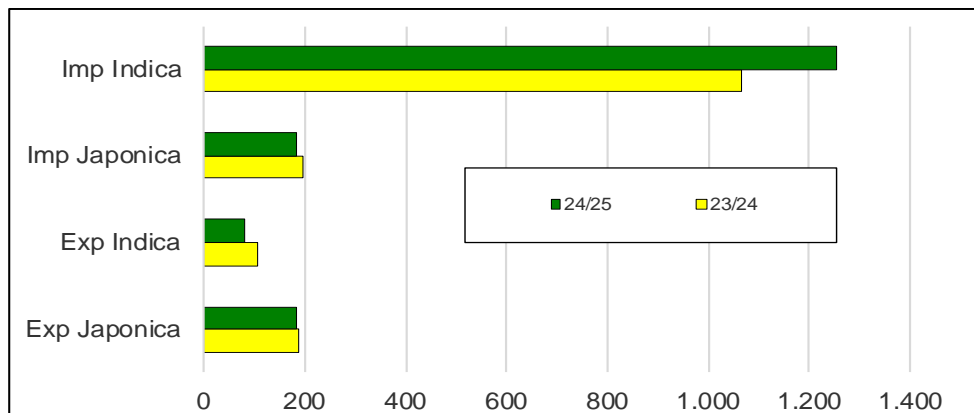
***Campaign 2024/2025***

***From September 1<sup>st</sup> 2024 to July 27, 2025***



## Import Export EU

(*'000 tonnes milled rice equivalent*)



Imports into the European Union amounted to 1,435,057 tonnes, in milled rice equivalent, up by 173,452 tonnes (+14%) compared to a year ago.

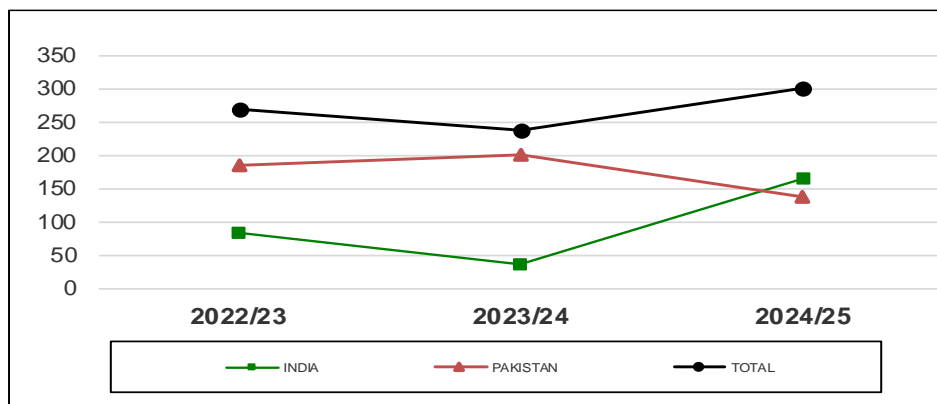
Paddy rice imports amounted to 7,639 tonnes compared to 3,713 tonnes, more than double the volume of the previous marketing year, while imports of husked rice amounted to 439,850 tonnes, an increase of 20%, while semi-milled/milled rice imports amounted to 987,568 tonnes, an increase of 11%.

Exports to third countries, in milled rice equivalent, fell from 293,008 tonnes a year ago to 261,299 tonnes currently, a decrease of 31,709 tonnes (-11%).

Exports of paddy rice, amounting to 14,882 tonnes, increased by 6%, while exports of husked rice, amounting to 22,277 tonnes, decreased by 23%. Exports of semi-milled/milled rice amounted to 224,140 tonnes, a decrease of 10%.

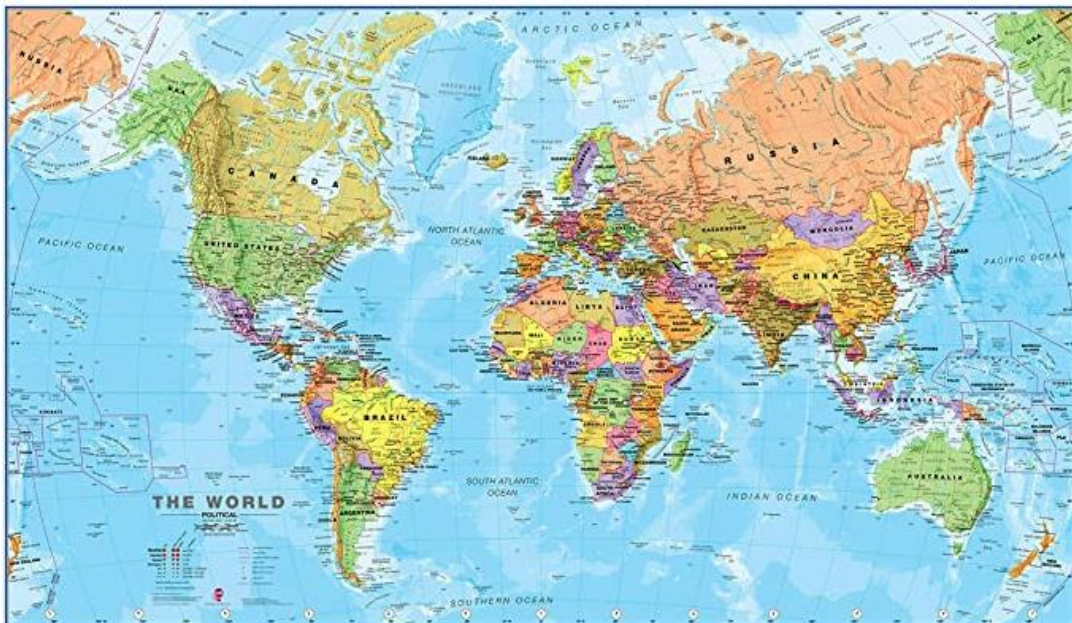
## Basmati husked rice imports

(*'000 tonnes*)



Imports of semi-milled Basmati rice, amounting to 301,261 tonnes, increased by 64,280 tonnes (+27%) compared to the previous marketing year.

Imports of Basmati rice from Pakistan amounted to 137,320 tonnes, down 32%, while imports from India, amounting to 163,941 tonnes, increased by 351%.



# **International markets**

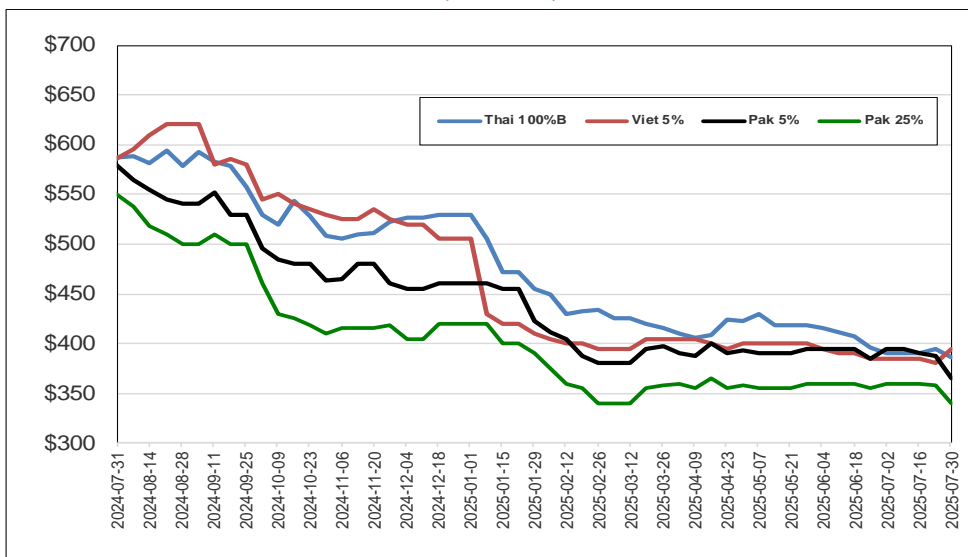
***Campaign 2024/2025***

***From September 1<sup>st</sup> 2024 to July 30, 2025***



## International prices

(\$/tonnes)



## Weekly prices

| <b>Milled rice international FOB quotes</b> |                      |            |
|---|----------------------|------------|
| <b>Exchange rate</b>                        | <b>€1 = \$1.1527</b> |            |
| <b>Asian Markets</b>                        | <b>\$/t</b>          | <b>€/t</b> |
| Thai 100%B                                  | 386                  | 335        |
| Vietnam 5%                                  | 395                  | 343        |
| India 5%                                    | 385                  | 334        |
| Pakistan 5%                                 | 365                  | 317        |
| Pakistan 25%                                | 340                  | 295        |
| Myanmar 5%                                  | 370                  | 321        |
| Pakistan Basmati S. Kernel                  | 1.050                | 911        |
| Pusa Basmati India                          | 875                  | 759        |
| <b>Other Markets</b>                        | <b>\$/t</b>          | <b>€/t</b> |
| Uruguay 5%                                  | 510                  | 442        |
| Argentina 5%                                | 490                  | 425        |
| Brazil Type 1                               | 525                  | 455        |
| USA LG 2/4% Fob US Gulf                     | 647                  | 561        |
| California MG 1/4% - Med -                  | 800                  | 694        |