



Rice sector and trade News



RiceNews

Year 15°- n. 166
September 2025
Editor in chief
Dr. Roberto Magnaghi



News

EU-Mercosur, “10% import threshold among safeguards”

(Source: www.ansa.it)

The EU-Mercosur agreement will be accompanied by a legal act from the European Commission dedicated to safeguard clauses, to make them “more transparent, rapid and predictable”.

“We are not changing the agreement, but we are making it operational,” explained a European official, specifying that the mechanism will be based on three pillars: regular market monitoring of sensitive products with six-monthly reports to the Council and Parliament, the possibility of “acting very quickly” without lengthy procedures, and a threshold for opening investigations set at “+10% of imports or -10% of prices”.

The system, the official added, “does not require money, because it is part of the agreement, but it will be accompanied by external measures such as the new €6.3 billion EU agricultural reserve to respond to any market crises”.

The duty on husked rice will soon increase to €42.50/t

(Source: *Ente Nazionale Risi Note*)

According to the latest information provided by the European Commission, from 1 September 2024 to 29 August 2025, import licences for semi-milled rice, excluding Basmati rice, were issued for a quantity of 446,256 tonnes, exceeding the threshold of 382,226 tonnes provided for in the legislation.

Therefore, a regulation will soon be published setting the duty for imports of semi-milled rice at €42.50/t.

The new duty will remain in force at least until the beginning of March 2026, when the Commission will carry out a new assessment of husked rice inflows during the first half of the marketing year.

Food Safety

Rapid Alert System

- A border rejection notification was sent by Italy concerning Thiamethoxam (0.036 ± 0.018 mg/kg – ppm) e Tricyclazole (0.054 ± 0.027 mg/kg – ppm) in rice from India.
- A border rejection notification was sent by France concerning Chlorpyrifos (0.013 ± 0.007 mg/kg – ppm) and Tricyclazole (0.013 ± 0.07 mg/kg – ppm) in Basmati rice from India.
- A border rejection notification was sent by France concerning Chlorpyrifos (0.012 ± 0.011 mg/kg – ppm) in Basmati rice from India.
- An alert notification was sent by Belgium concerning Cadmium (0.26 mg/kg – ppm) in rice originating from Sri Lanka with destination France.
- A border rejection notification was sent by Spain concerning Ochratoxin A (6.51 µg/kg - ppb), Thiametoxam ($0,02$ mg/kg – ppm) and Tricyclazole (0.04 mg/kg – ppm) in Basmati rice from India.
- An alert notification was sent by Netherlands concerning Ochratoxin A (8.4 mg/kg – ppm) in Basmati rice from India.
- An information notification was sent by Switzerland concerning Acetamiprid (0.04 mg/kg – ppm) and Thiamethoxam (0.02 mg/kg – ppm) in Basmati rice from Pakistan.



Italian market

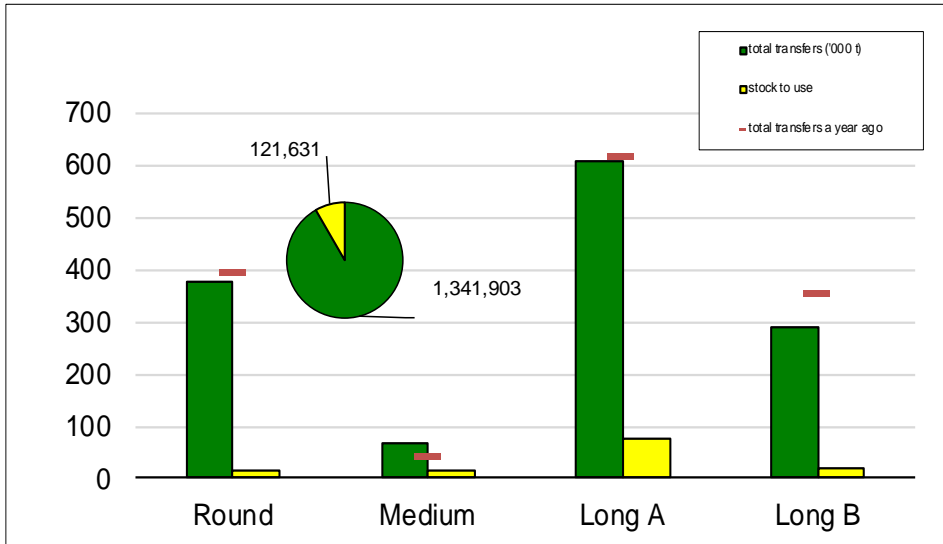
Campaign 2024/2025

From September 1st 2024 to August 31, 2025



Paddy rice transfers

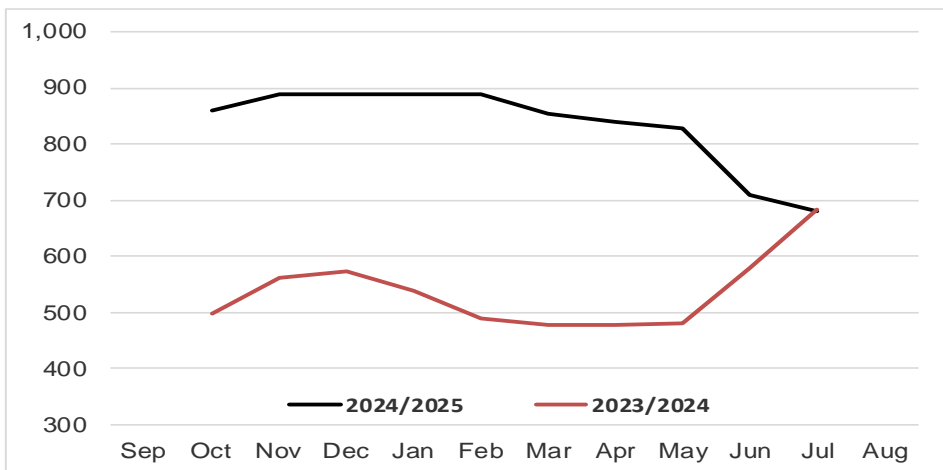
(in tonnes)



The 2024/2025 campaign closed with a total volume of paddy rice transferred of almost 1,342,000 tonnes (provisional figure), down by approximately 71,900 tonnes (-5%) compared to the previous season.

Overall, almost 92% of the saleable supply was transferred, a worse result than in the 2023/2024 campaign, when 96% of the supply was placed.

Paddy prices Vercelli (€/t)



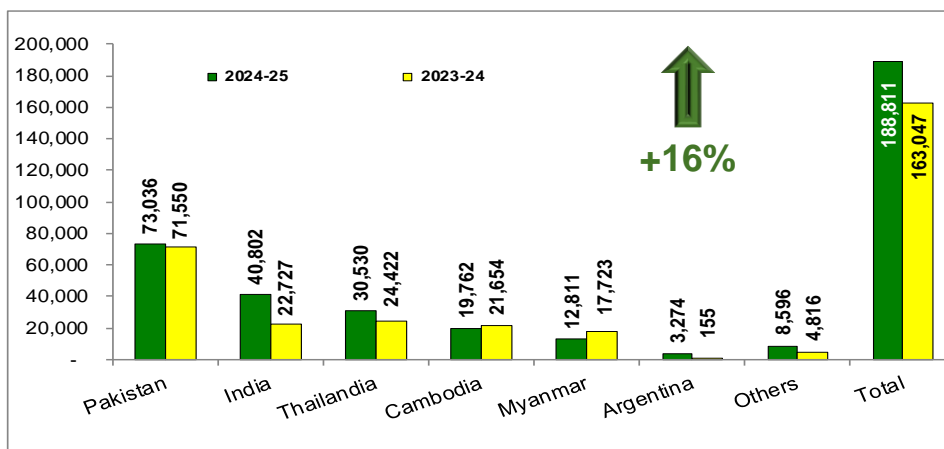
Pending new quotations, below is a graph showing the monthly averages for Arborio rice recorded at the Vercelli Commodity Exchange over the last two campaigns.



Import: husked + milled

tonnes in milled rice equivalent

(Source: MAECI Agrim Licences)



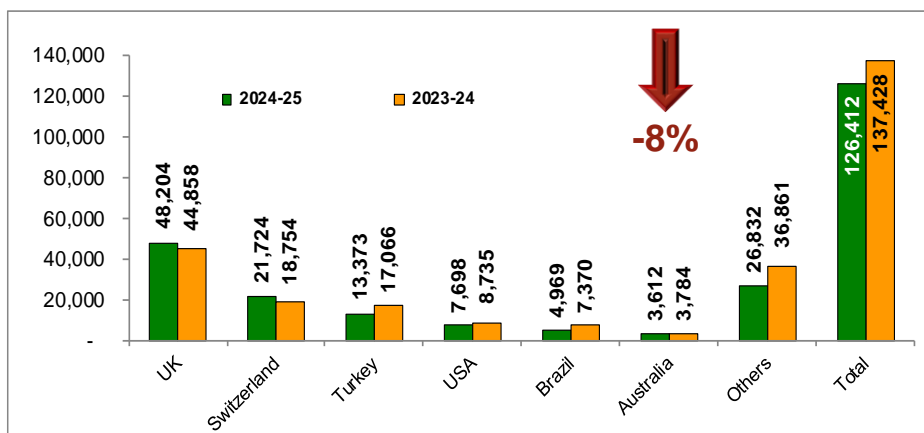
The import licences were issued for a volume of 188,811 tonnes (provisional figure), in milled equivalent, an increase of 25,764 tonnes (+16%) compared to the previous marketing year.

The releases for licences for Indica rice, which covered 182,395 tonnes, increased by 22,716 tonnes (+14%) and accounted for 97% of the total volume; those for Japonica rice covered 6,416 tonnes, an increase of 3,048 tonnes (+90%).

Export: husked + milled

tonnes in milled rice equivalent

(Source: ENTE RISI Declaration)



During the 2024/25 campaign, Italian exports to Third Countries amounted to 126,412 tonnes (provisional data), in milled equivalent, down by 11,016 tonnes (-8%) compared to the previous campaign.

The most exported type was 'long A' (62,400 tonnes), down 9,206 tonnes (-13%) compared to the 2023/2024 campaign, followed by "round" rice (44,529 tonnes), which, on the other hand, recorded an increase of 1,007 tonnes (+2%). Exports of "medium" rice, amounting to 1,607 tonnes, fell by 63%, while exports of "long B" rice, amounting to 17,876 tonnes, remained at the same level as the previous marketing year.



European Union market

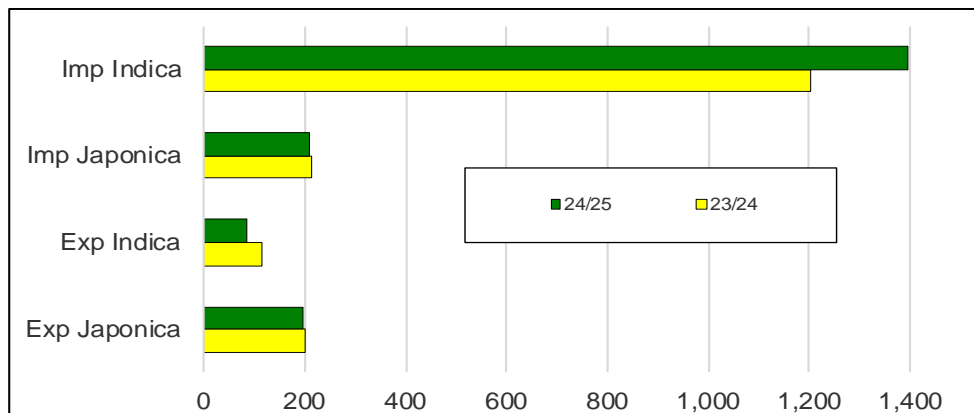
Campaign 2024/2025

From September 1st 2024 to August 29, 2025



Import Export EU

(*'000 tonnes milled rice equivalent*)



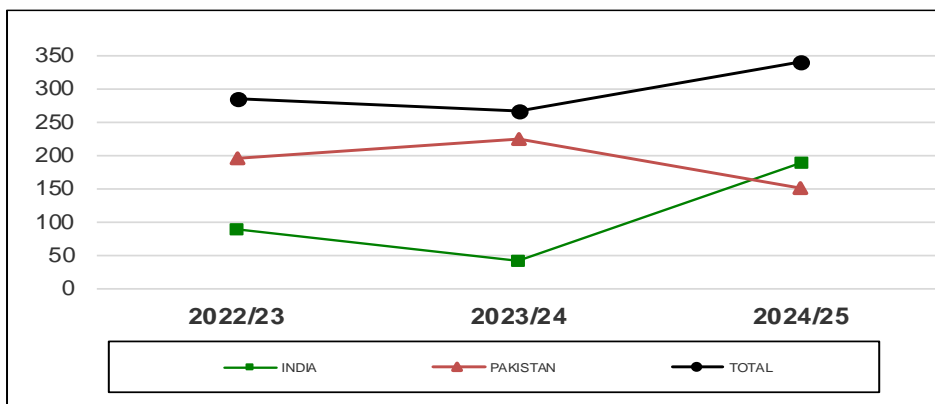
At the end of the 2024/2025 marketing year, total imports into the EU amounted to just over 1,604,500 tonnes, in milled equivalent, an increase of over 190,700 tonnes (+14%) compared to the previous marketing year.

Imports of Japonica rice, at almost 209,000 tonnes, fell by around 3,000 tonnes (-1%), while imports of Indica rice, at over 1,395,500 tonnes, rose by around 193,700 tonnes (+16%). Imports of semi-milled/milled rice originating in Cambodia and Myanmar amounted to 522,082 tonnes, an increase of 69,131 tonnes (+15%). Imports from Cambodia, amounting to 275,532 tonnes, increased by 16%, while those from Myanmar, amounting to 246,550 tonnes, increased by 15%.

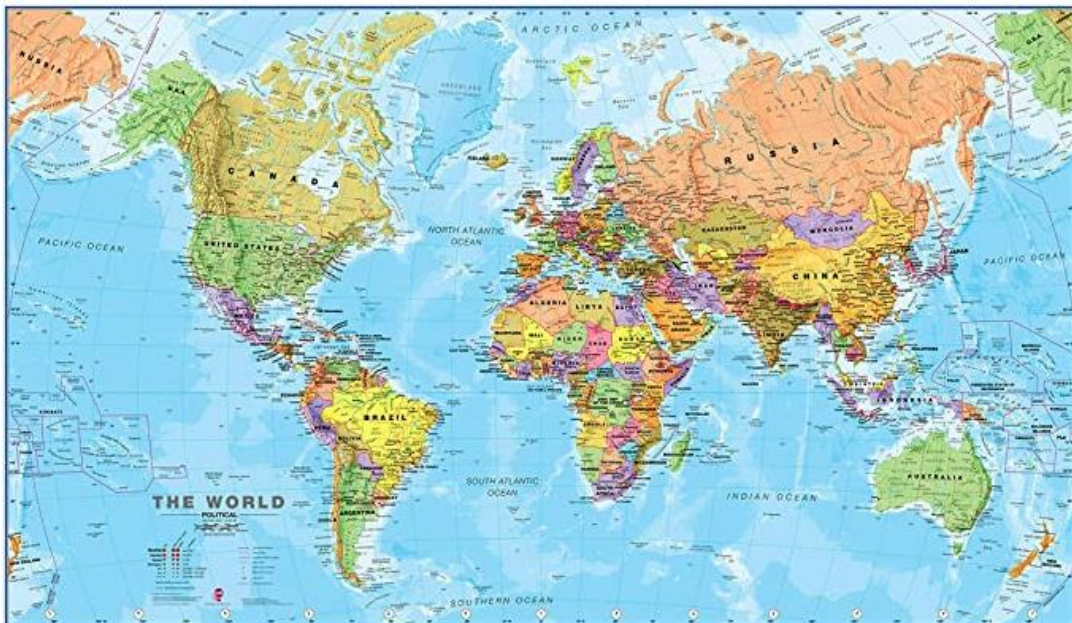
Exports amounted to approximately 279,600 tonnes, in milled equivalent, a decrease of more than 32,100 tonnes (-10%) compared to a year ago. Exports of Japonica rice, approximately 194,100 tonnes, fell by more than 4,200 tonnes (-2%), while those of Indica rice, approximately 85,500 tonnes, fell by more than 27,900 tonnes (-25%).

Basmati husked rice imports

(*'000 tonnes*)



During the 2024/2025 marketing year, import licences for husked Basmati rice were issued for a volume of 339,952 tonnes, an increase of 74,239 tonnes (+28%) compared to the previous marketing year. Pakistani Basmati rice amounted to 150,065 tonnes, down 74,539 tonnes (-33%), while Indian Basmati rice amounted to 189,887 tonnes, up 148,778 tonnes (+362%).



International markets

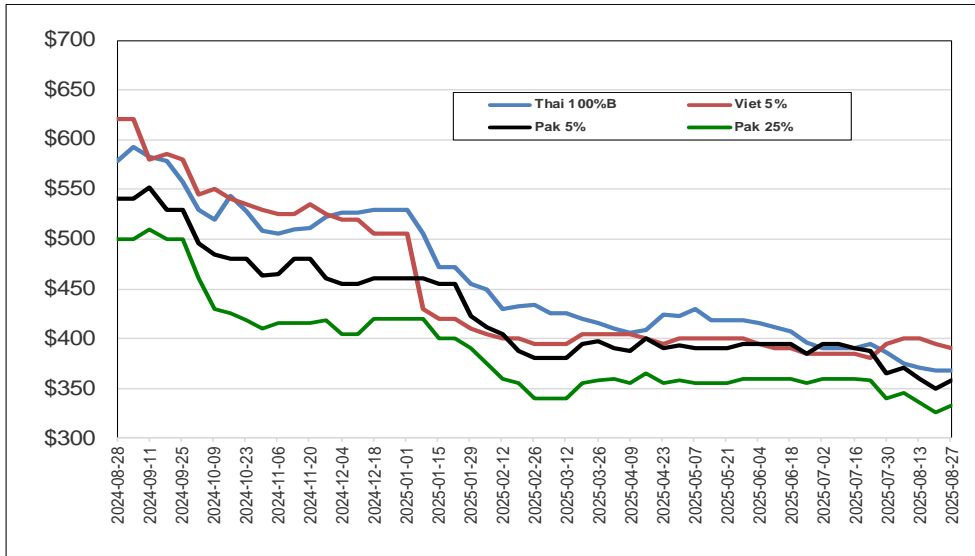
Campaign 2024/2025

From September 1st 2024 to August 27, 2025



International prices

(\$/tonnes)



Weekly prices

Milled rice international FOB quotes		
Exchange rate	€1 = \$1.1653	
Asian Markets	\$/t	€/t
Thai 100%B	368	316
Vietnam 5%	390	335
India 5%	380	326
Pakistan 5%	358	307
Pakistan 25%	333	286
Myanmar 5%	370	318
Pakistan Basmati S. Kernel	1,075	923
Pusa Basmati India	925	794
Other Markets	\$/t	€/t
Uruguay 5%	490	420
Argentina 5%	470	403
Brazil Type 1	520	446
USA LG 2/4% Fob US Gulf	620	532
California MG 1/4% - Med -	825	708