



## Rice sector and trade News



Year 15°- n. 168  
November 2025  
Editor in chief  
Dr. Roberto Magnaghi



# News

## **Rice: Italy calls for greater protection and reciprocity from the EU, seven countries share its position** (Source: Masaf)

During the AGRIFISH Council in Luxembourg, Undersecretary of State Luigi D'Eramo focused the debate on the particularly delicate situation of the rice sector, which is among the most exposed to competition from non-EU producers that do not always comply with European production, environmental and socio-economic standards. Undersecretary D'Eramo invited the Council to make proper use of the window of opportunity offered by the revision of the Generalised System of Preferences (GSP) Regulation, introducing a truly effective automatic safeguard clause by setting realistic thresholds for triggering the safeguard mechanism. The fear, in fact, is that the threshold levels currently under discussion will render this safeguard entirely formal and never operational, favouring the commercial interests of the least developed countries at the expense of the effective protection of EU production and European food security. Unanimous support has been given by France, Spain, Portugal, Hungary, Greece, Bulgaria and Romania, which are part of the EURice Alliance, strongly supported by Minister Lollobrigida to protect the European rice sector, which has shown unity in supporting the Italian position.

"The threshold levels under discussion in the revision of the Regulation do not guarantee the effectiveness of the safeguard at the expense of the effective protection of EU production and European food security," said Undersecretary Luigi D'Eramo.

"It is significant to see that Italy, the leading European rice producer with 57% of the EU's rice-growing area, has taken a leading role among European nations. As exporters, we are certainly not opposed to the expansion of free trade areas, but we cannot accept that there are countries that can take advantage of production rules that do not guarantee product quality and do not respect workers' rights. Today in Europe, we have demonstrated our ability to work together to protect national and European interests on a path towards achieving food sovereignty and protecting the quality of our products," said Francesco Lollobrigida, Minister of Agriculture, Food Sovereignty and Forestry.

## Food Safety

### **Rapid Alert System**

- A border rejection notification was sent by France concerning Acetamiprid ( $0.013 \pm 0.007$  mg/kg - ppm) in rice from Pakistan.
- A border rejection notification was sent by Germany concerning Thiamethoxam ( $0.030 \pm 0.015$  mg/kg - ppm) in rice from India.
- A border rejection notification was sent by Sweden concerning Chlorpyrifos ( $0.028$  mg/kg – ppm) in rice from India.



# **Italian market**

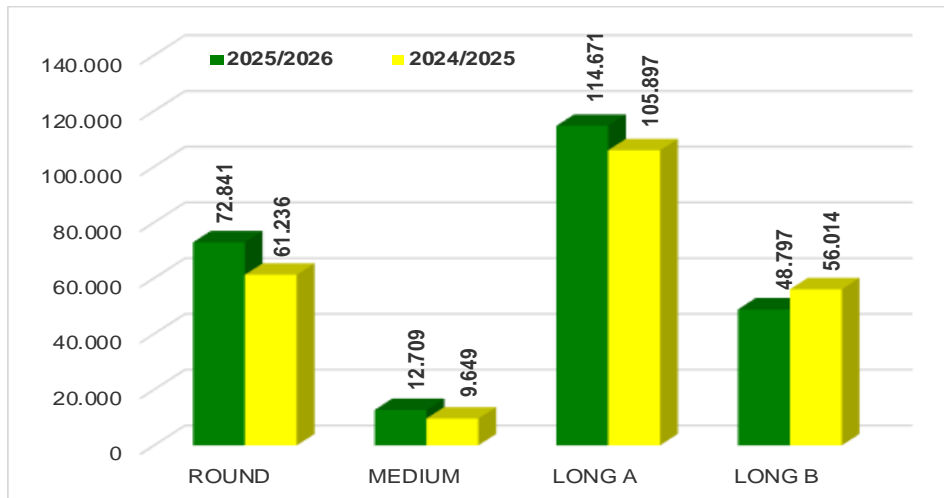
***Campaign 2025/2026***

***From September 1<sup>st</sup> 2025 to October 28, 2025***



## Paddy rice transfers

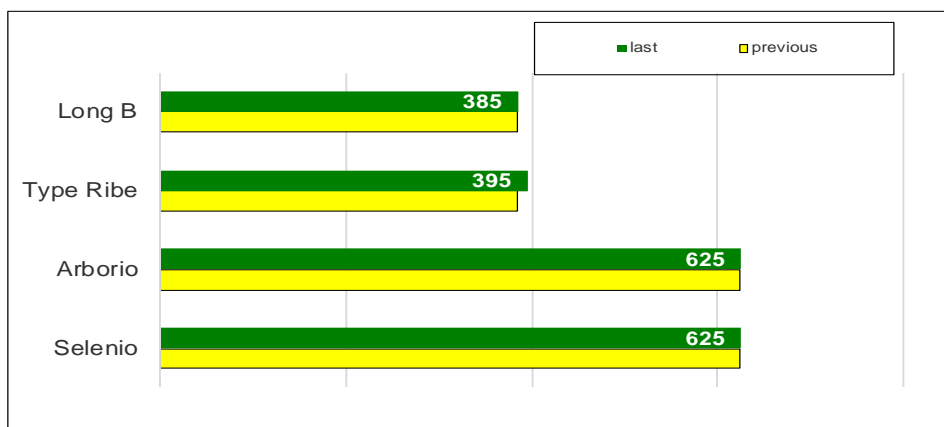
(in tonnes)



In the last week, producers transferred 30,632 tonnes of paddy rice, of which 14,217 tonnes were “long A”, 9,484 tonnes were “round”, 4,575 tonnes were “long B” and 2,356 tonnes were “medium”.

The total volume transferred amounts to 249,018 tonnes, an increase of 16,222 tonnes (+7%) compared to the previous season.

## Paddy prices Vercelli (€/t)



At the Vercelli Commodity Exchange there was an increase of €/t 10 in the price of Type Ribe.

Kinder PV, Ely PV and Ronaldo have the wording “trading limited”.

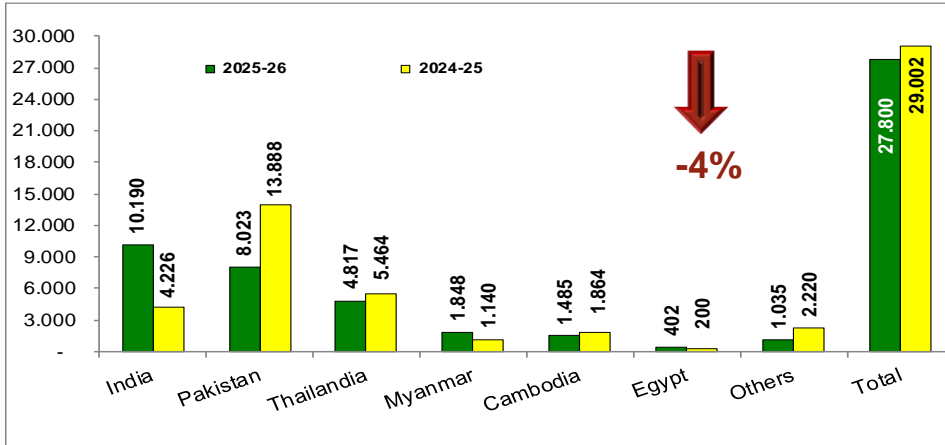
(\*) *weighted average of the maximum quotations for the varieties Kinder PV, Ely PV and Ronaldo*



## Import: husked + milled

tonnes in milled rice equivalent

(Source: MAECI Agrim Licences)



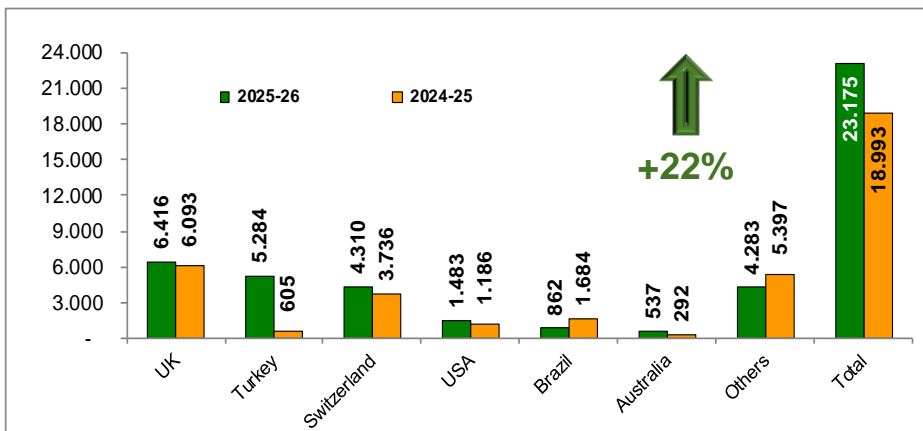
Import licences were issued for a quantity of 27,800 tonnes, in milled equivalent, down by 1,202 tonnes (-4%) compared to the previous marketing year.

Imports subject to duty amounted to 13,635 tonnes, corresponding to 49% of the total volume, while duty-free imports amounted to 14,165 tonnes and were broken down as follows: 9,736 tonnes of Basmati rice, of which 7,211 tonnes were of Indian origin, 3,606 tonnes came from LDCs, of which 1,848 tonnes were Cambodian and 1,485 tonnes were Burmese, while the remainder was divided between the GATT quotas (421 tonnes) and Egypt (402 tonnes).

## Export: husked + milled

tonnes in milled rice equivalent

(Source: ENTE RISI Declaration)



Exports rose from 18,993 tonnes a year ago to the current 23,175 tonnes, marking an increase of 4,182 tonnes (+22%) compared to the previous season.

The “medium/long A” and “long B” segments, amounting to 13,646 and 3,332 tonnes respectively, are up by 35% and 41%, while the “round” segment, amounting to 6,197 tonnes, is down by 5%.



# **European Union market**

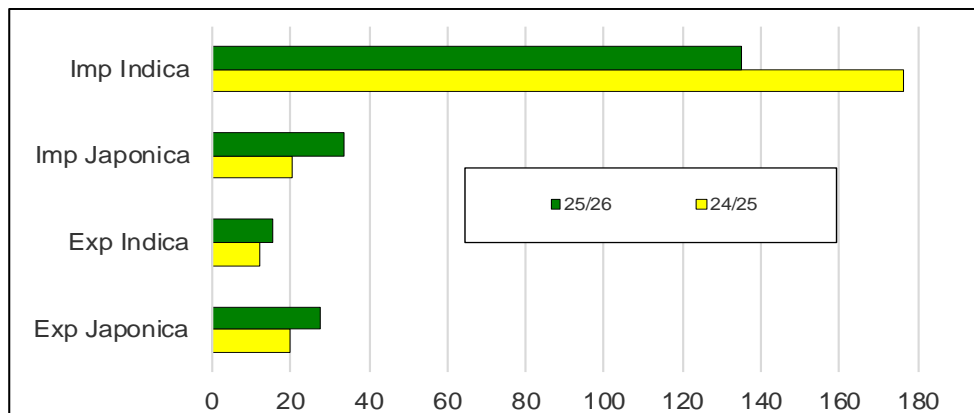
***Campaign 2025/2026***

***From September 1<sup>st</sup> 2025 to October 26, 2025***



## Import Export EU

(*'000 tonnes milled rice equivalent*)



As of 26 October, imports into the European Union amounted to 168,427 tonnes, in milled rice equivalent, down by 28,095 tonnes (-14%) compared to the figure recorded on 20 October a year ago.

Imports of Japonica rice, amounting to 33,578 tonnes, increased by 13,450 tonnes (+67%), while imports of Indica rice, amounting to 134,849 tonnes, decreased by 41,545 tonnes (-24%).

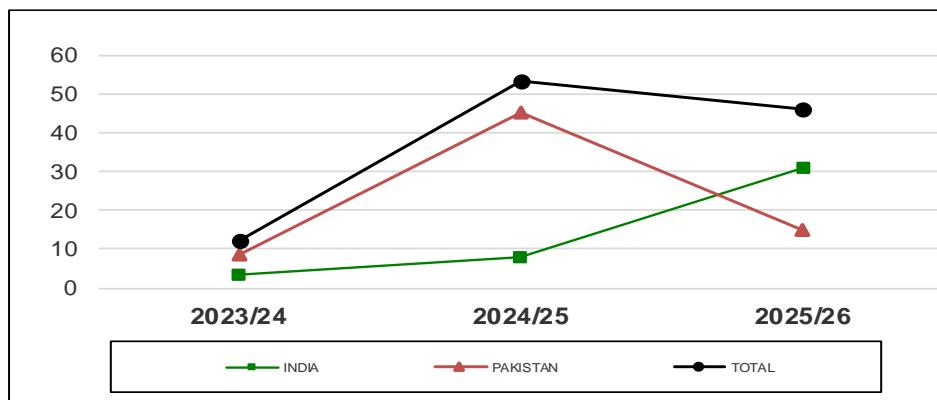
China and Argentina, with 6,062 and 4,101 tonnes respectively, are the main trading partners for Japonica husked rice, while Myanmar (5,310 tonnes), Vietnam (2,929 tonnes), India (2,508 tonnes), the United States (2,492 tonnes) and Cambodia (2,022 tonnes) are the top five suppliers of semi-milled/milled Japonica rice.

Exports stood at 43,141 tonnes, in milled equivalent, an increase of 11,230 tonnes (+35%) compared to the figure recorded on 20 October 2024.

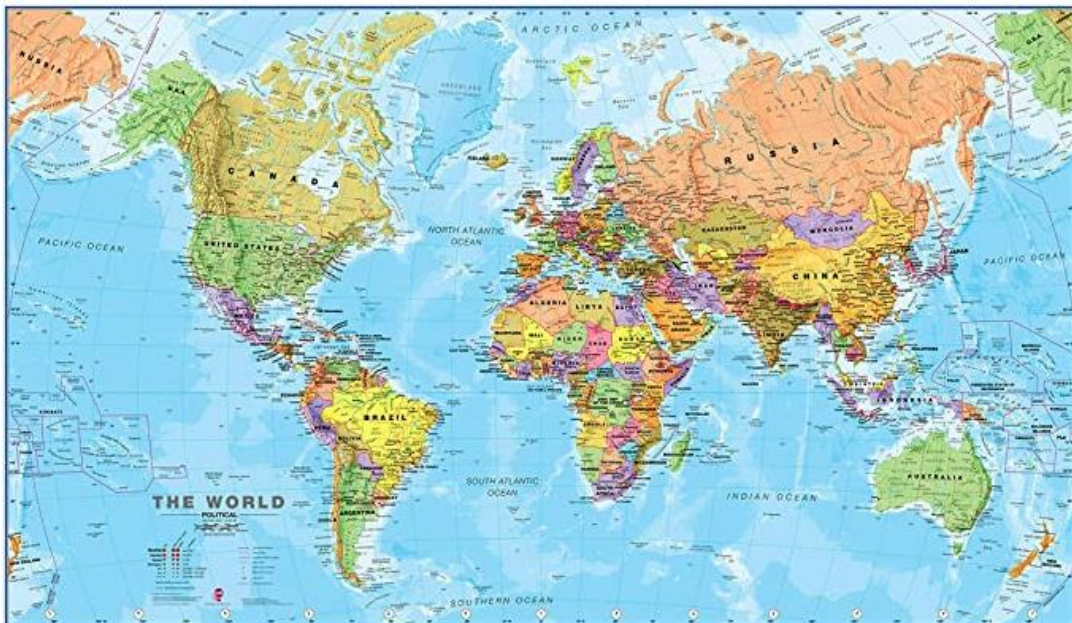
Exports of Japonica and Indica rice, amounting to 27,495 and 15,646 tonnes respectively, increased by 38% and 31%.

## Basmati husked rice imports

(*'000 tonnes*)



Import licences for husked Basmati rice have been issued for a volume of 46,198 tonnes, down 7,315 tonnes (-14%) compared to the 2024/2025 marketing year.



# **International markets**

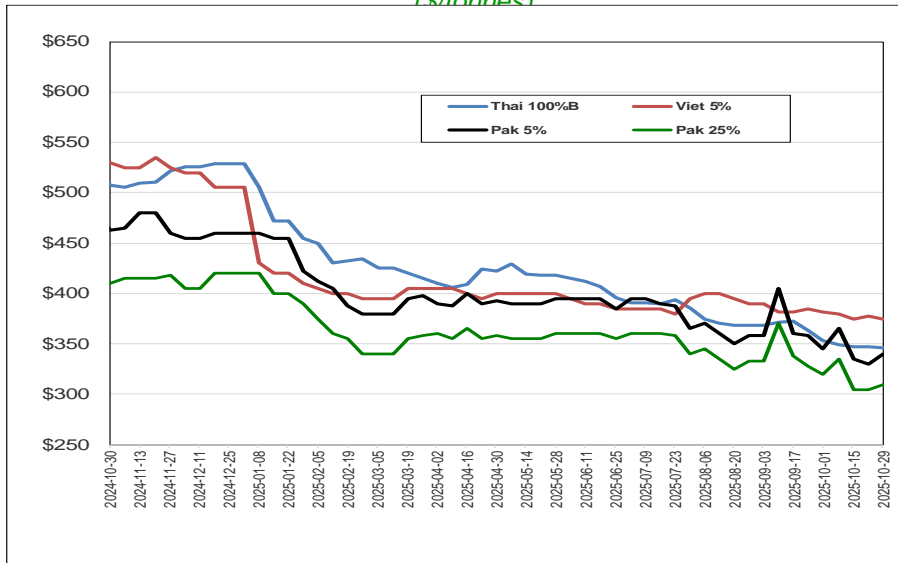
***Campaign 2025/2026***

***From September 1<sup>st</sup> 2025 to October 29, 2025***



## International prices

(\$/tonnes)



## Weekly prices

<b>Milled rice international FOB quotes</b>		
<b>Exchange rate</b>	<b>€1 = \$1,1636</b>	
<b>Asian Markets</b>	<b>\$/t</b>	<b>€/t</b>
Thai 100%B	346	297
Vietnam 5%	375	322
India 5%	355	305
Pakistan 5%	340	292
Pakistan 25%	310	266
Myanmar 5%	330	284
Pakistan Basmati S. Kernel	1.058	909
Pusa Basmati India	925	795
<b>Other Markets</b>	<b>\$/t</b>	<b>€/t</b>
Uruguay 5%	470	404
Argentina 5%	390	335
Brazil Type 1	470	404
USA LG 2/4% Fob Laredo TX	620	533
California MG 1/4% - Med -	875	752