



## Rice sector and trade News



# ***RiceNews***

Year 16°- n. 173  
April 2026  
Editor in chief  
Dr. Roberto Magnaghi



# News

## **Brussels shows little interest in the rice sector and lacks transparency regarding the terms of the new agreement** (Source: *Ente Nazionale Risi Note*)

Confirmation of a substantial lack of interest in the rice sector has emerged from Brussels via the Commission's official website. In fact, negotiations to establish a free trade agreement between the European Union and Australia concluded on 24 March with yet another blow to the sector: for rice, a zero-duty import quota of 5,000 tonnes is envisaged for the first year of implementation, which will increase progressively over the following five years to reach a maximum of 8,500 tonnes. And this is where the mystery begins.

A visit to the Australian Government's website reveals that this is only part of the concession granted to Australia. In fact, in addition to the 8,500-tonne zero-duty quota for husked, duties on semi-milled rice, broken rice and rice-based processed products have reportedly been abolished. Even though Australian production is not particularly significant, the Commission's stance is incomprehensible.

"The Commission's stance is baffling. Of course," says Natalia Bobba, President of the Ente Nazionale Risi, "the quantity in question is a drop in the ocean compared to what currently enters the EU duty-free, but this further concession highlights, once again, how little attention the European Union pays to the problems facing the rice sector, particularly Italian rice".

### *Rice cultivation in Australia*

International reports indicate that for the 2025/2026 season, Australia can expect a production of just 158,000 tonnes of milled rice, a 58% drop compared to the previous season's production, which stood at 377,000 tonnes. Given the negligible importance of rice to the Australian economy, it makes no sense that the European Commission has granted an import quota and zero tariffs for husked rice, broken rice and a basic processed rice products, which, moreover, will mainly concern Japonica rice, accounting for 90% of Australia's production. For EU rice, however, this is yet another blow: an additional volume on top of all the rice already arriving duty-free, bringing the European rice sector to its knees.

# Food Safety

## **Rapid Alert System**

- A border rejection notification was sent by Bulgaria concerning Thiamethoxam ( $0.019 \pm 0.009$  mg/kg – ppm), Tricyclazole ( $0.023 \pm 0.012$  mg/kg – ppm) and Chlorpyrifos ( $0.052 \pm 0.026$  mg/kg – ppm) in Basmati rice from India, dispatched by Türkiye.
- An alert notification was sent by Germany concerning Aflatoxin B1 ( $6.903 \mu\text{g}/\text{kg}$  – ppb -  $3.968 \mu\text{g}/\text{kg}$  – ppb) in Bio Basmati rice from Pakistan, via Italy.
- A border rejection notification was sent by France concerning Clothianidin ( $0,026 \pm 0,013$  mg/kg - ppm) in rice from Pakistan.
- A border rejection notification was sent by Greece concerning Chlorpyrifos ( $0.029 \pm 0.015$  mg/kg – ppm) and Carbendazim ( $0.024 \pm 0.012$  mg/kg – ppm) in rice from Pakistan.



# **Italian market**

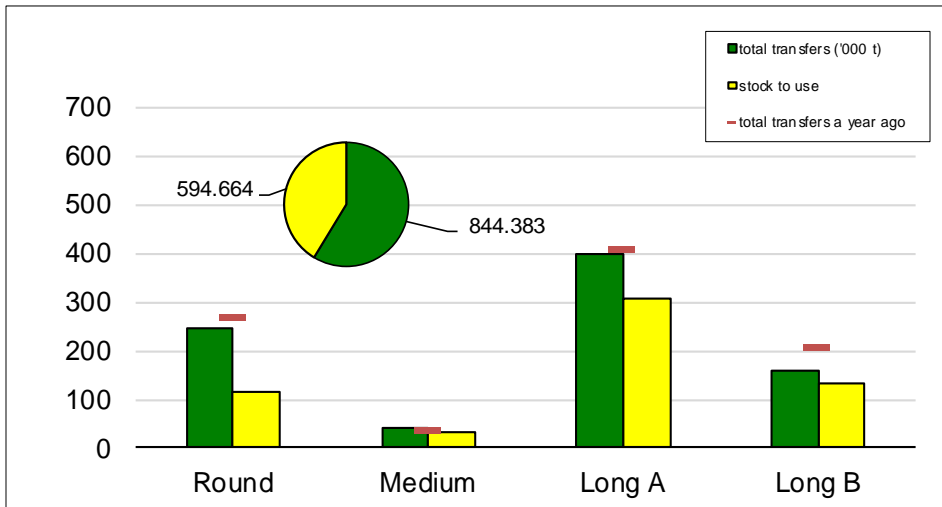
***Campaign 2025/2026***

***From September 1<sup>st</sup> 2025 to March 31, 2026***



## Paddy rice transfers

(in tonnes)

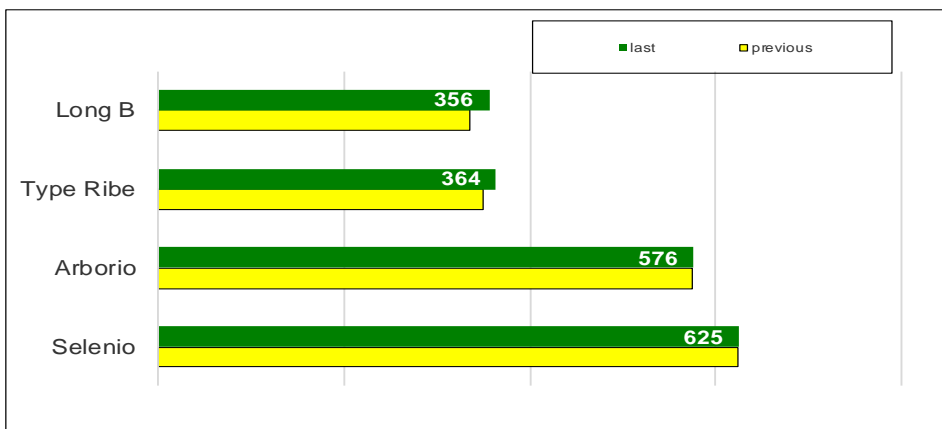


Over the past week, paddy rice transfers totalled 25,196 tonnes, broken down as follows: 11,887 tonnes of 'long-grain A', 6,603 tonnes of 'long-grain B', 5,387 tonnes of 'round-grain' and 1,319 tonnes of 'medium-grain'.

Total transfers amount to 844,383 tonnes, representing 59% of the available stock, and are down by 84,450 tonnes (-9%) compared with the previous marketing year.

594,664 tonnes remain to be sold.

## Paddy prices Vercelli (€/t)



At the Vercelli Commodities Exchange prices have risen by €15/t for the Ribe Type and by €20/t for the Long B.

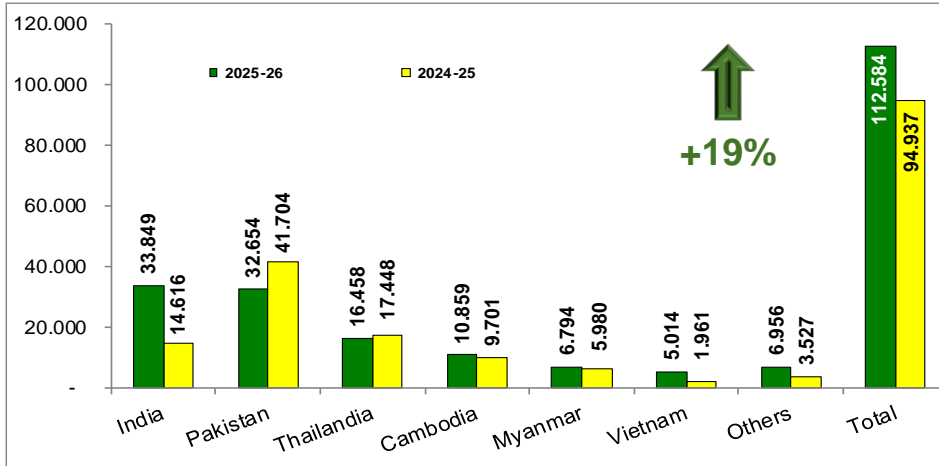
(\*) weighted average of the maximum quotations for the varieties Kinder PV, Ely PV and Ronaldo



## Import: husked + milled

tonnes in milled rice equivalent

(Source: MAECI Agrim Licences)



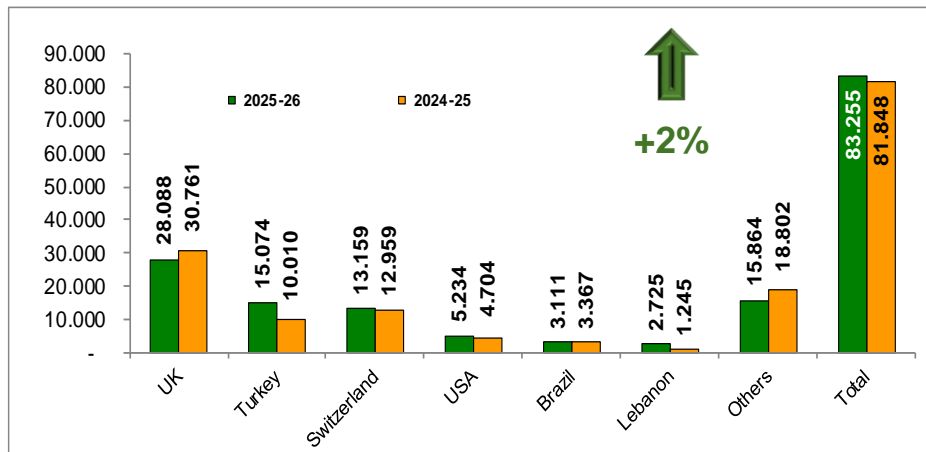
On the import front, licences have been issued for a volume of 112,584 tonnes, in milled equivalent, compared with 94,937 tonnes a year ago, an increase of 19,647 tonnes (+19%).

Imports of husked rice – milled equivalent – totalling 39,670 tonnes, of which 22,131 tonnes were Indian Basmati rice and 13,107 tonnes were Pakistani Basmati rice, were up by 10,145 tonnes (+34%). Imports of semi-milled/milled rice, totalling 72,912 tonnes, rose by 7,500 tonnes (+11%). Imports of parboiled rice amounted to 30,793 tonnes, an increase of 8,363 tonnes (+37%), and mainly comprised 'Lungo B' milled rice.

## Export: husked + milled

tonnes in milled rice equivalent

(Source: ENTE RIZI Declaration)



Exports have risen from 81,848 tonnes, in milled equivalent, a year ago to the current 83,255 tonnes, an increase of 1,407 tonnes (+2%) compared with the previous marketing year.

The export trend remains positive despite the gradual slowdown observed over the last two months.



# **European Union market**

***Campaign 2025/2026***

***From September 1<sup>st</sup> 2025 to March 31, 2026***



## Import EU – Export UE

('000 tonnes milled rice equivalent)

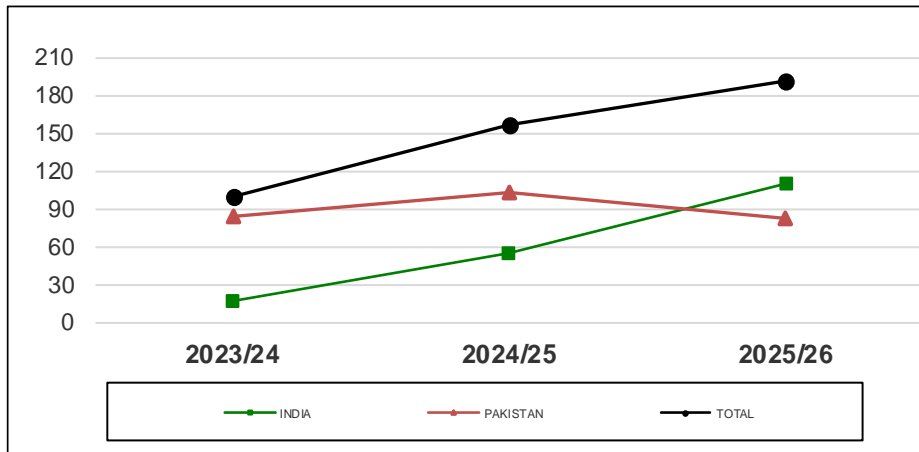
Category	Tipologia	Marketin year 2025/2026 1/9/2025 - 24/2/2026		Marketin year 2024/2025 1/9/2024 - 24/2/2025		Diff. (milled eq.)	%
		Quantity	Milled equivalent	Quantity	Milled equivalent		
Husked	Indica	356.401	245.916	346.968	239.408	6.508	3%
Husked	Japonica	36.515	27.022	10.942	7.916	19.106	241%
<b>TOTALE</b>		<b>392.916</b>	<b>272.938</b>	<b>357.910</b>	<b>247.324</b>	<b>25.614</b>	<b>10%</b>
Semi-milled	Indica	12.028	11.220	10.970	10.234	986	10%
Semi-Milled	Japonica	10.314	9.636	9.702	9.065	571	6%
<b>TOTALE</b>		<b>22.342</b>	<b>20.856</b>	<b>20.672</b>	<b>19.299</b>	<b>1.557</b>	<b>8%</b>
Milled	Indica	500.353	500.353	509.603	509.603	-9.250	-2%
Milled	Japonica	73.929	73.929	59.923	59.923	14.006	23%
<b>TOTALE</b>		<b>574.282</b>	<b>574.282</b>	<b>569.526</b>	<b>569.526</b>	<b>4.756</b>	<b>1%</b>
<b>TOTALE</b>			<b>868.076</b>		<b>836.149</b>	<b>31.927</b>	<b>4%</b>
Brokens			222.653		319.991	-97.338	-30%

Imports, based of Agrim import licences issued by each EU Member State, stand at 868,076 tonnes (in milled equivalent), an increase of 31,927 tonnes (+4%) compared with a year ago. With approximately 154,600 and 122,700 tonnes respectively, France and the Netherlands are the main users of import licences and, together, account for 32% of the total volume of licences issued.

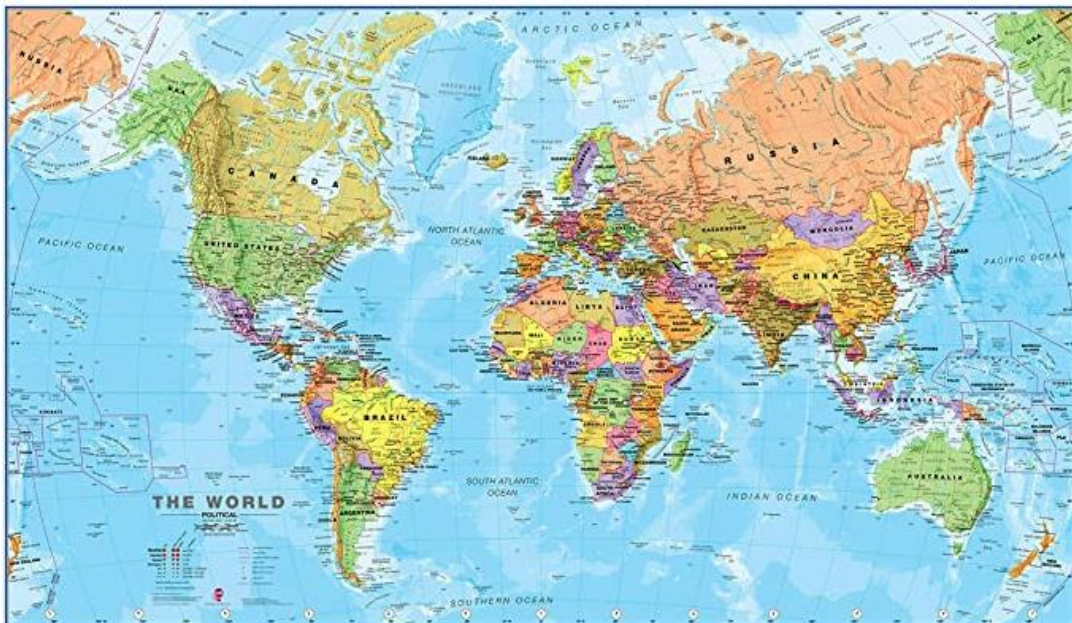
Exports, calculated on the basis of volumes actually customs cleared, show a decrease of approximately 4,900 tonnes (-3%), having fallen from almost 169,300 tonnes a year ago to the current 164,400 tonnes. With 47% of the total customs cleared, Italy is the main supplier of rice to Third Countries, followed by Portugal with 11%, and Spain and Belgium, both with 9%.

## Basmati husked rice imports

('000 tonnes)



Imports of husked Basmati rice amount to approximately 192.400 tonnes, an increase of about 35.200 tonnes (+22%) compared to a year ago.



# **International markets**

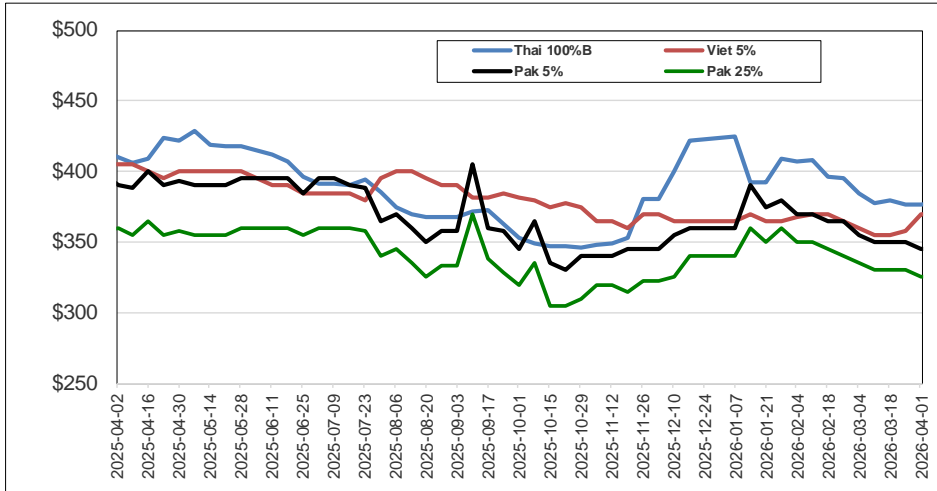
***Campaign 2025/2026***

***From September 1<sup>st</sup> 2025 to April 1<sup>st</sup>, 2026***



## International prices

(\$/tonnes)



## Weekly prices

<b>Milled rice international FOB quotes</b>		
<b>Exchange rate</b>	<b>€1 = \$1,1498</b>	
<b>Asian Markets</b>	<b>\$/t</b>	<b>€/t</b>
Thai 100%B	377	328
Vietnam 5%	370	322
India 5%	340	296
Pakistan 5%	345	300
Pakistan 25%	325	283
Myanmar 5%	355	309
Pakistan Basmati S. Kernel	1.098	955
Pusa Basmati India	1.050	913
<b>Other Markets</b>	<b>\$/t</b>	<b>€/t</b>
Uruguay 5%	480	417
Argentina 5%	380	330
Brazil Type 1	455	396
USA LG 2/4% Fob Laredo TX	575	500
California MG 1/4% - Med -	950	826